



1234 Main St., Green Bay, WI
920.430.7200
cineviz.com

LAYOUT & MATERIALS PLAN

Date: 11/16/15

Client:

WINFIELD Room 3

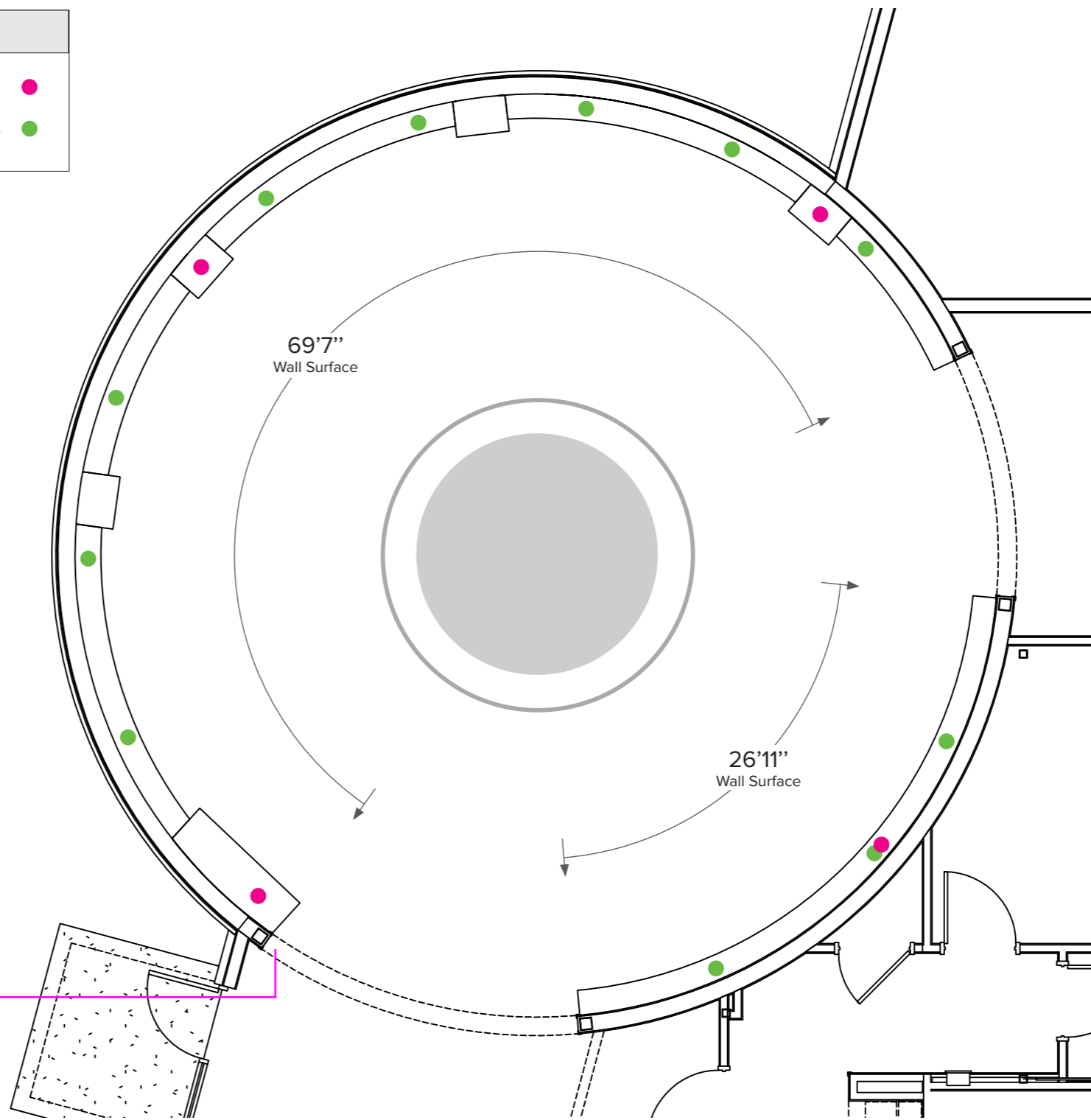
Project Name and Number:

362 - WINFI - CROP Adventure - Room 3 - Past, Present, Future

Room 3 Overview



Key	
Projectors	●
Interactives	●



- If kept square, this build-out creates a strange angle with the door frame.

cineviz
 1234 Main St., Green Bay, WI
 920.430.7200
 cineviz.com

LAYOUT & MATERIALS PLAN

Client:
WINFIELD

Project Number & Name:
**362 - WINFI - CROP
 Adventure - Room 3 -
 Past, Present, Future**

Job Number & Exhibit Description:
All Schematics for Room 3

Proof Date: 11-16-15

Return Date: 11-19-15

Notes:

- **Materials for fabrication could include anything practical (wood, drywall, fiberglass or metal.)**

Summary/Experience Description
 This Schematic outlines dimensions and placement for print graphics.

Technology Description
 Build out, fabrication and installations.

Scope of Work
 Specialty Fabrication, Signage, Wall and Floor Decal, Construction, Multi-media, AV/Data, etc.

Scale: NTS
 Version: 2
 Designer: DE

Room 3 - Engineering Schematic

Material/Technology:

Interactive technology throughout the room.

Graphic Size:

69'7" (w)
X 10' (h)

Fonts Used:

Nobel Bold
Neutraface Slab Text

Special Notes:

This room is dividing into two sections. The "timeline" and "challenges."

PMS Colors



PMS code
7738 C



PMS code
2401 C



PMS code
7416 C



PMS code
142 C



PMS code
2304 C



PMS code
426 C



1234 Main St., Green Bay, WI
920.430.7200
cineviz.com

LAYOUT & MATERIALS PLAN

Client:
WINFIELD

Project Number & Name:
**362 - WINFI - CROP
Adventure - Room 3 -
Past, Present, Future**

Job Number & Exhibit Description:
All Schematics for Room 3

Proof Date: 11-16-15

Return Date: 11-19-15

Notes:

- Elements from the style guide used through the room.

Summary/Experience Description

This Schematic outlines dimensions and placement for print graphics.

Technology Description

Build out, fabrication and installations.

Scope of Work

Specialty Fabrication, Signage, Wall and Floor Decal, Construction, Multi-media, AV/Data, etc.

Scale: NTS

Version: 2

Designer: DE

Timeline Wall



Primary Background color is PMS 426 C for all graphics.

PMS code
426 C



1234 Main St., Green Bay, WI
920.430.7200
cineviz.com

LAYOUT & MATERIALS PLAN

Client:
WINFIELD

Project Number & Name:
**362 - WINFI - CROP
Adventure - Room 3 -
Past, Present, Future**

Job Number & Exhibit Description:
All Schematics for Room 3


Proof Date: 11-16-15

Return Date: 11-19-15

Notes:

- Timeline wall includes several interactive components.
- Projectors must be 30' apart on center.
- The room is round.
- Need to account for space under the shelves.

Front View



PMS code
7738 C



PMS code
2401 C



PMS code
7416 C

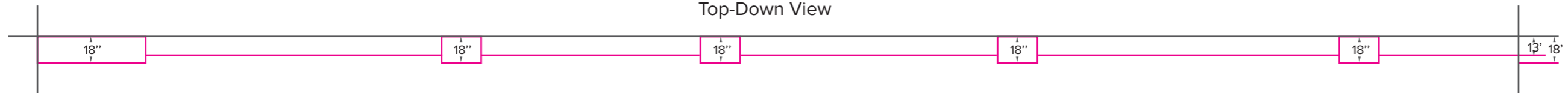


PMS code
142 C



PMS code
2304 C

Top-Down View



- 10.9" was taken out of the medical Advancement area to make graphic fit wall.
- 1.04" was taken out of the Building Better Food area to make graphic fit wall

Summary/Experience Description

This Schematic outlines dimensions and placement for print graphics.

Technology Description

Build out, fabrication and installations.

Scope of Work

Specialty Fabrication, Signage, Wall and Floor Decal, Construction, Multi-media, AV/Data, etc.

Scale: NTS

Version: 2

Designer: DE

Agriculture / 1920's Pillar & Wall



PMS code
7738 C

Projector cut out,
Projector in pillar



1234 Main St., Green Bay, WI
920.430.7200
cineviz.com

LAYOUT & MATERIALS PLAN

Client:
WINFIELD

Project Number & Name:
362 - WINFI - CROP
Adventure - Room 3 -
Past, Present, Future

Job Number & Exhibit Description:
All Schematics for Room 3

Proof Date: 11-16-15

Return Date: 11-19-15

Notes:

- Top back of counter is 3' off the floor.
- Projector is inside enclosure with a shelf keeping it in place.
- Medical Advancements will have controls on the rail.
- Need to leave space under shelves to read the rail.

Summary/Experience Description

This Schematic outlines dimensions and placement for print graphics.

Technology Description

Build out, fabrication and installations.

Scope of Work

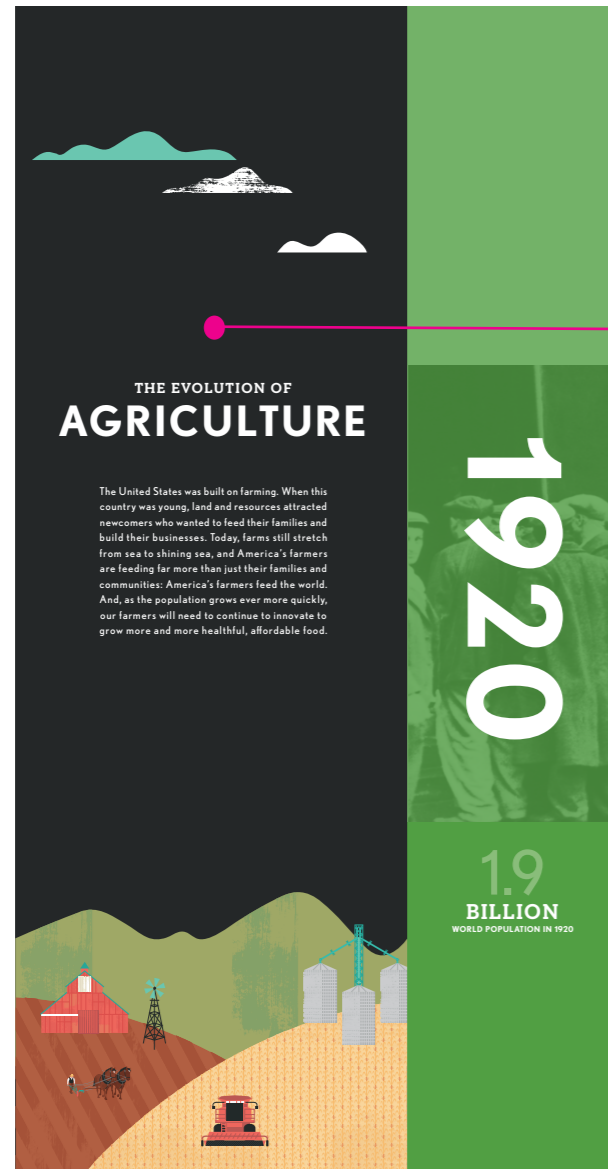
Specialty Fabrication, Signage, Wall and Floor Decal, Construction, Multi-media, AV/Data, etc.

Scale: NTS

Version: 2

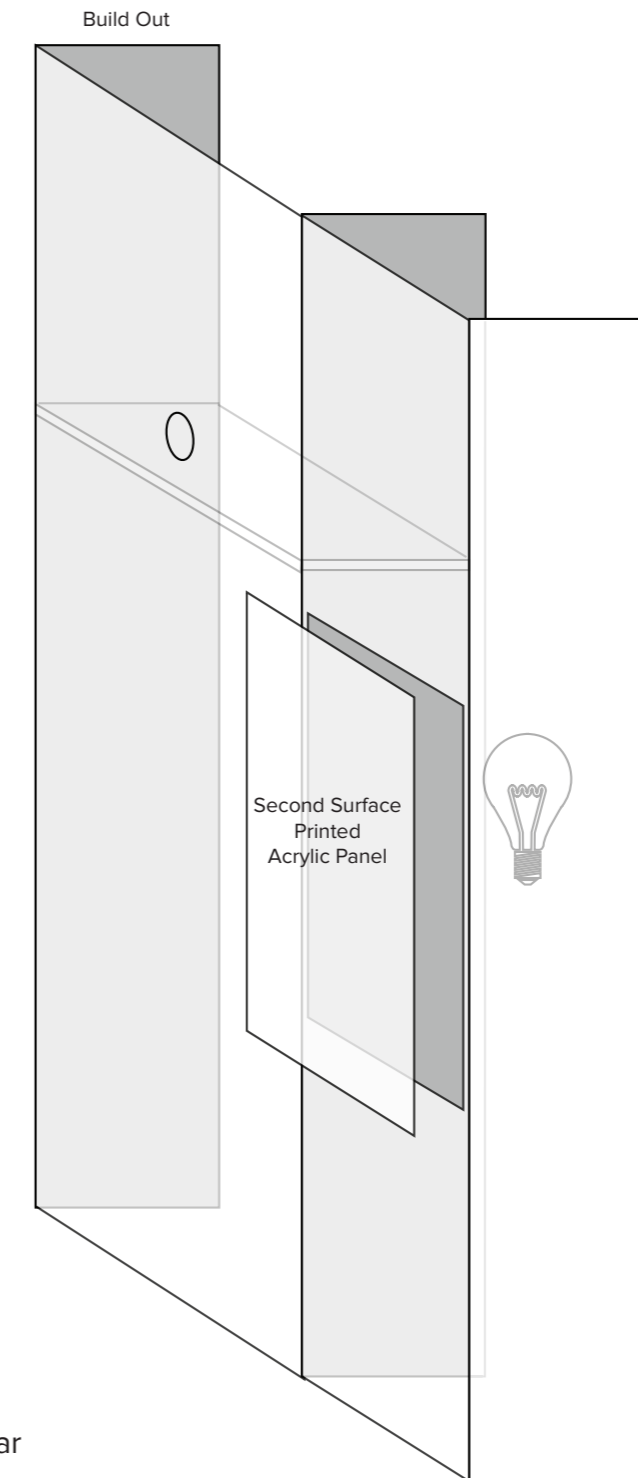
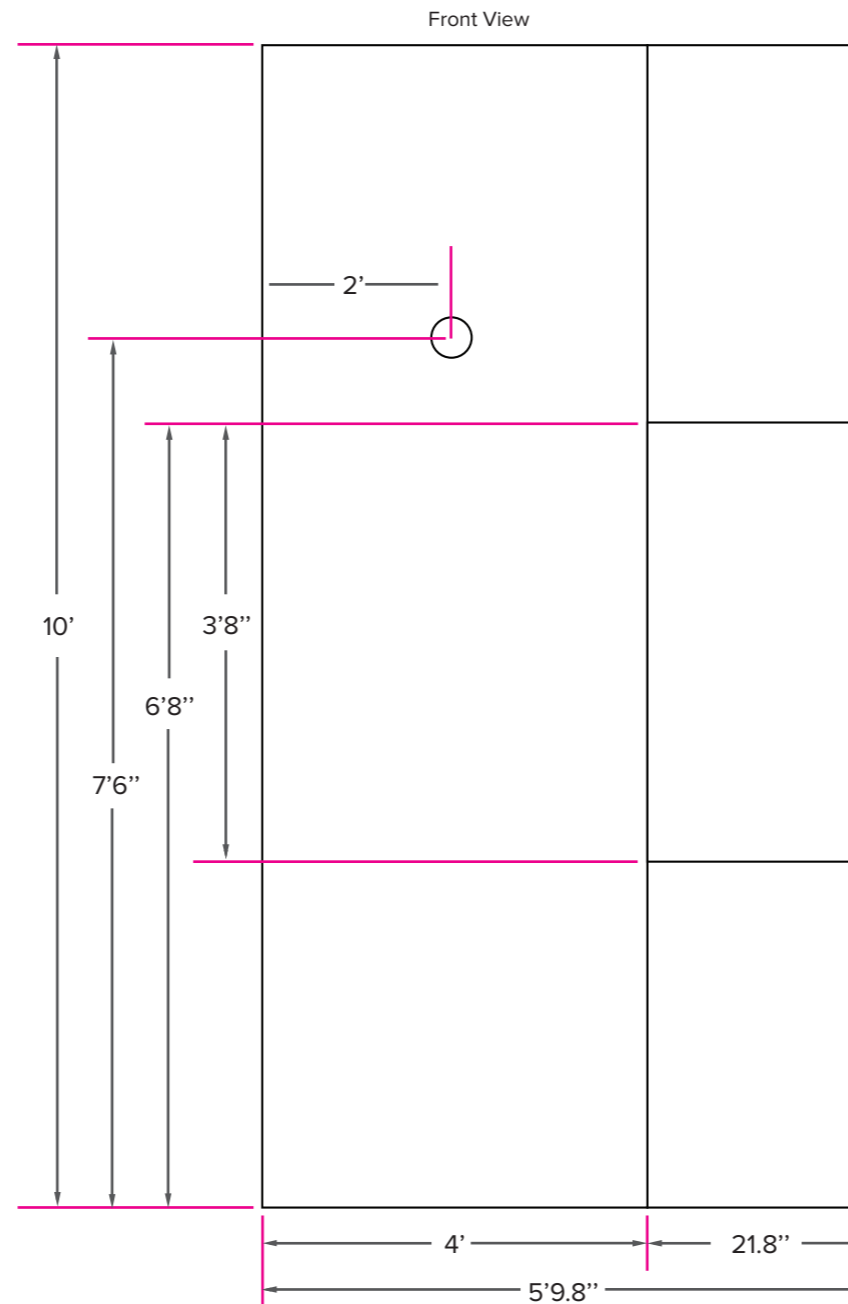
Designer: DE

Exploded View of 1920 and Agriculture Wall Column with Projector



PMS code
7738.C

Projector cut out,
Projector in pillar



- Projector at 7.5'
- Back-lit Acrylic 22.5' x 4' (36" off the floor, ending at 7')
- Projector height is approx. 4" from lens center to shelf
- 1" platform on shelf is approximated
- 2nd surface print to clear acrylic is laid into opening and back-lit, print will include pantone overlay on photograph as well as the year (first of generation represented)



1234 Main St., Green Bay, WI
920.430.7200
cineviz.com

LAYOUT & MATERIALS PLAN

Client:
WINFIELD

Project Number & Name:
**362 - WINFI - CROP
Adventure - Room 3 -
Past, Present, Future**

Job Number & Exhibit Description:
All Schematics for Room 3

Proof Date: 11-16-15

Return Date: 11-19-15

Notes:

- Back-lit acrylic, 2nd surface imprint on the pantone colored columns.
- Projector lens on-center must be 30' apart around the room. (Equally spaced.)
- Unlike the other pillars this one has two sections and the projector is in the Agriculture section.
- Projector 2' from edge.

Summary/Experience Description

This Schematic outlines dimensions and placement for print graphics.

Technology Description

Build out, fabrication and installations.

Scope of Work

Specialty Fabrication, Signage, Wall and Floor Decal, Construction, Multi-media, AV/Data, etc.

Scale: NTS

Version: 2

Designer: DE

1920 Wall Shelf

- Items will be provided by Colle McVoy to place on shelf

LAYOUT & MATERIALS PLAN

Client:
WINFIELD

Project Number & Name:
**362 - WINFI - CROP
 Adventure - Room 3 -
 Past, Present, Future**

Job Number & Exhibit Description:
All Schematics for Room 3

Proof Date: 11-16-15

Return Date: 11-19-15

Notes:


- Shelves hold artifacts. Artifacts are not shown.

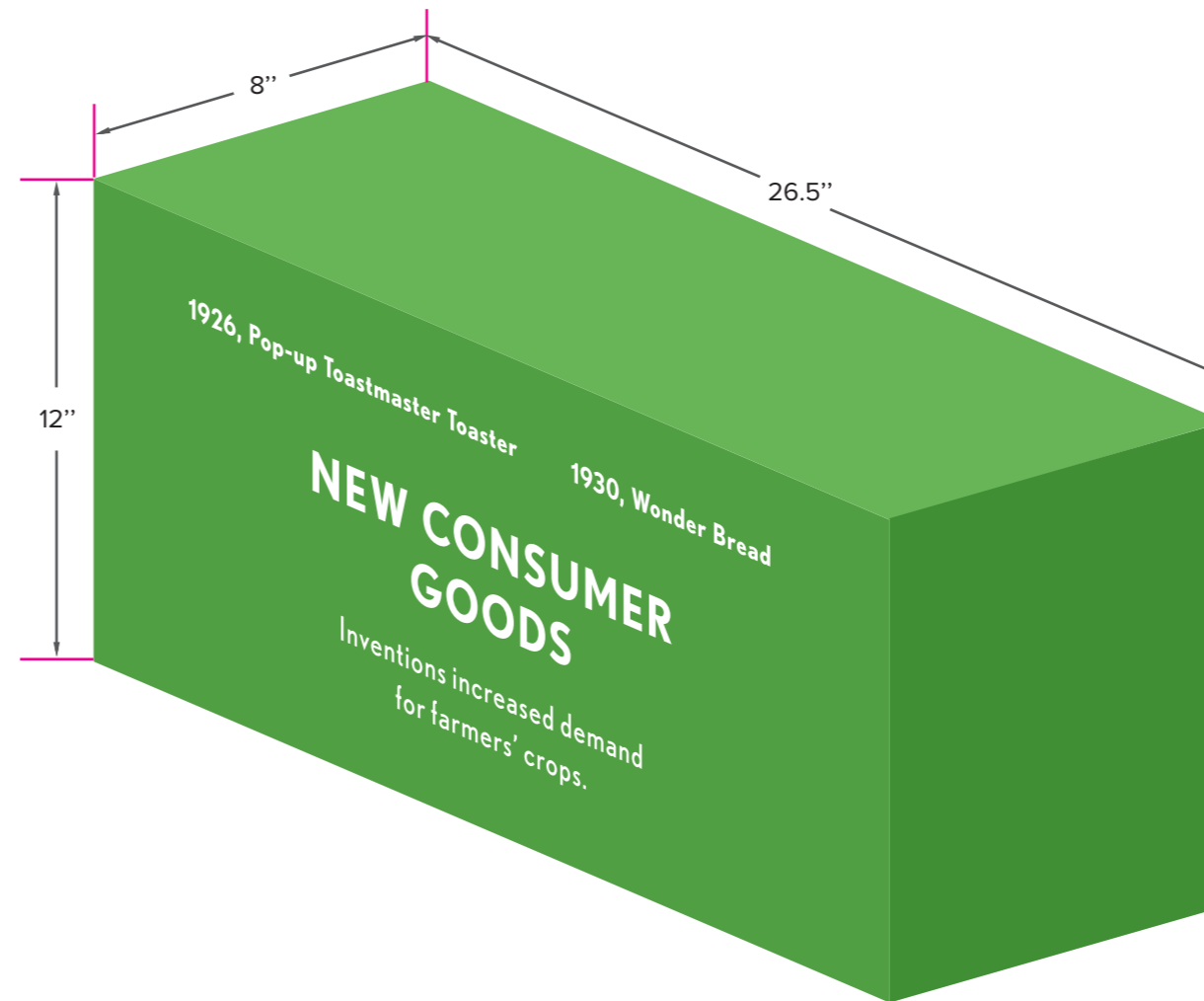
Scale: NTS

Version: 2

Designer: DE




 PMS code
 7738 C

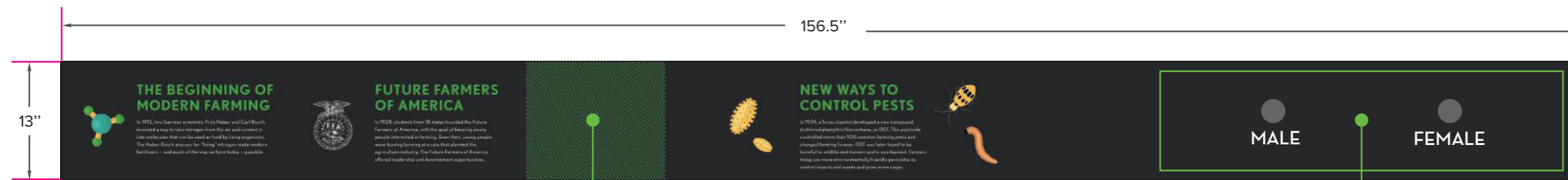


Summary/Experience Description
 This Schematic outlines dimensions and placement for print graphics.

Technology Description
 Build out, fabrication and installations.

Scope of Work
 Specialty Fabrication, Signage, Wall and Floor Decal, Construction, Multi-media, AV/Data, etc.

1920 Graphic Ledge



Tablet will be placed here

Medical Advancement
Interactive will be placed here
Knobs and decals are a sample of what will be here.

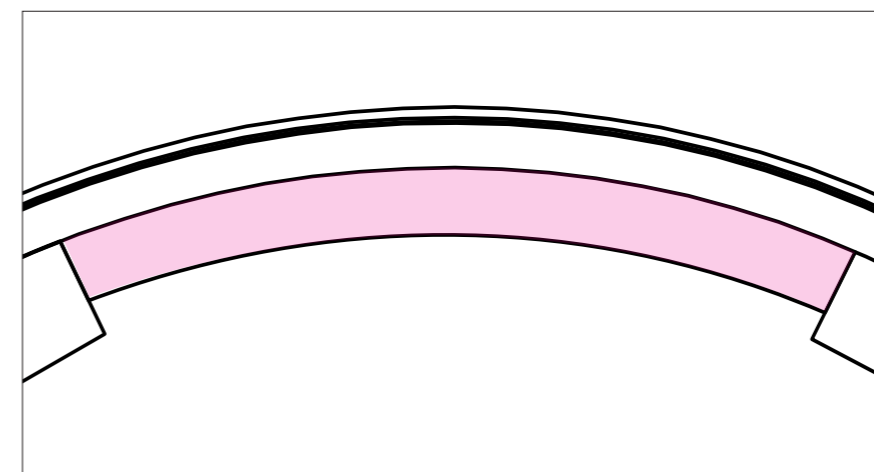


Ledge graphic has been divided into several pieces to help placement on the curved surface. - - - - -



PMS code
7738 C

Top-Down View



1234 Main St., Green Bay, WI
920.430.7200
cineviz.com

LAYOUT & MATERIALS PLAN

Client:
WINFIELD

Project Number & Name:
**362 - WINFI - CROP
Adventure - Room 3 -
Past, Present, Future**

Job Number & Exhibit Description:
All Schematics for Room 3

Proof Date: 11-16-15

Return Date: 11-19-15

Notes:

- **Medical Advancements will have controls on the rail.**
- **Rail is curved and graphic installation is to be determined based upon best results.**

Summary/Experience Description

This Schematic outlines dimensions and placement for print graphics.

Technology Description

Build out, fabrication and installations.

Scope of Work

Specialty Fabrication, Signage, Wall and Floor Decal, Construction, Multi-media, AV/Data, etc.

Scale: NTS

Version: 2

Designer: DE

Medical Advancement Interactive



LAYOUT & MATERIALS PLAN

Client:
WINFIELD

Project Number & Name:
**362 - WINFI - CROP
 Adventure - Room 3 -
 Past, Present, Future**

Job Number & Exhibit Description:
All Schematics for Room 3

Proof Date: 11-16-15
 Return Date: 11-19-15

- Notes:**
- 2 controls on rail.
 - Clear acrylic pieces with light in tubes, controlled by knobs.
 - And clear acrylic imprinted pieces in the middle.

Summary/Experience Description
 This Schematic outlines dimensions and placement for print graphics.

Technology Description
 Build out, fabrication and installations.

Scope of Work
 Specialty Fabrication, Signage, Wall and Floor Decal, Construction, Multi-media, AV/Data, etc.

Scale: NTS
 Version: 2
 Designer: DE

1920 Wall Items




PMS code
7738 C

***The tractor image is not ideal for this application. It should be replaced.**



- Lucite
- Pop-Off
- Object
- Flat graphic
- Acrylic Panel



1234 Main St., Green Bay, WI
920.430.7200
cineviz.com

LAYOUT & MATERIALS PLAN

Client:
WINFIELD

Project Number & Name:
362 - WINFI - CROP
Adventure - Room 3 -
Past, Present, Future

Job Number & Exhibit Description:
All Schematics for Room 3

Proof Date: 11-16-15

Return Date: 11-19-15

Notes:

- Several different materials on the wall.

Summary/Experience Description

This Schematic outlines dimensions and placement for print graphics.

Technology Description

Build out, fabrication and installations.

Scope of Work

Specialty Fabrication, Signage, Wall and Floor Decal, Construction, Multi-media, AV/Data, etc.

Scale: NTS

Version: 2

Designer: DE

Agriculture / 1920 Graphic Print Pieces

Agricultural / 1920 Pillar - 25% Scale.

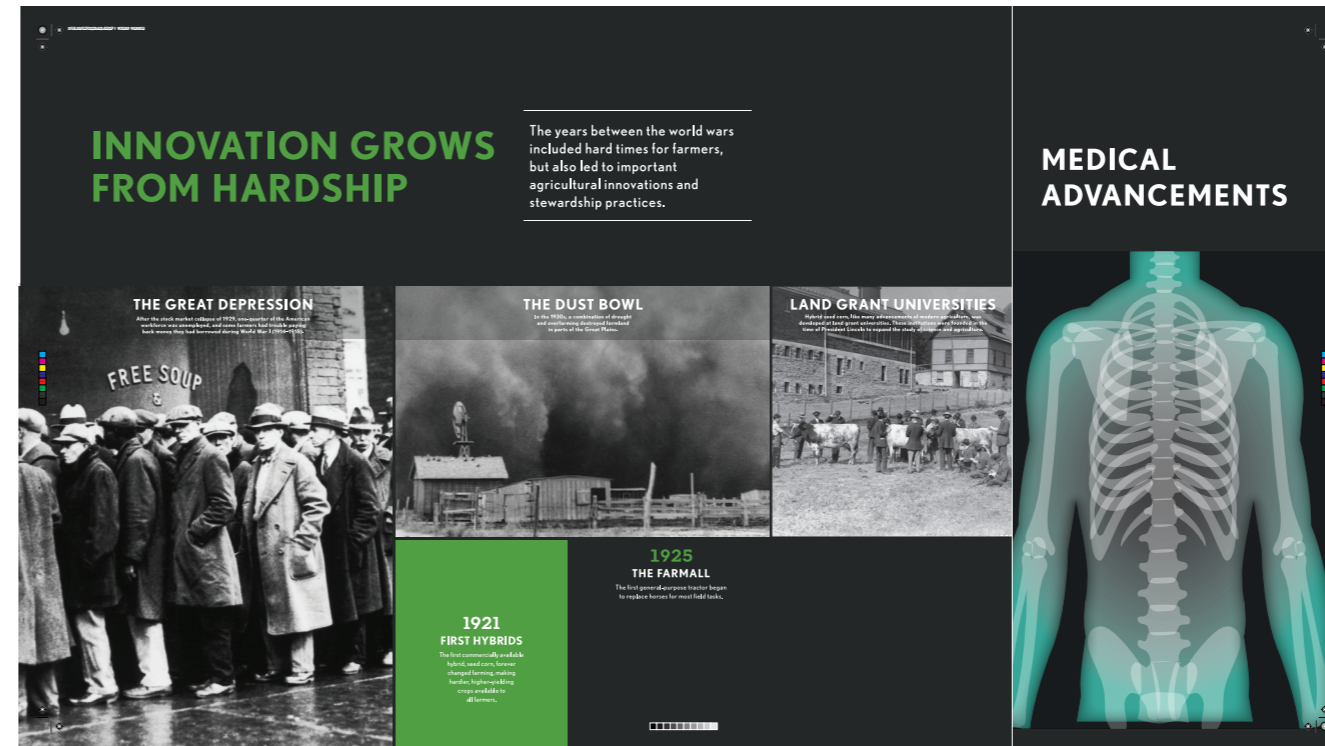


Acrylic Graphic - 100% Scale.




Front of Shelf Graphic - 100% size.

1920 Wall Graphic - 25% Scale.



1920 Ledge Graphic - 100% Scale.




PMS code
7738 C

Each wall section is broke down into a separate graphic. Both .PDF and .AI files are provided for each piece including correct color mode and an appropriate amount of bleed.

Ear of Corn - Pop-off - 100% size.



Tractor - Pop-off - 100% size.



***The tractor image is not ideal for this application. It should be replaced. (Moiré pattern.)**

LAYOUT & MATERIALS PLAN

Client:
WINFIELD

Project Number & Name:
362 - WINFI - CROP Adventure - Room 3 - Past, Present, Future

Job Number & Exhibit Description:
All Schematics for Room 3

Proof Date: 11-16-15

Return Date: 11-19-15

Notes:

- Medical Life illustration had to be stretched to work in this space.
- 1920 graphic is back-lit.
- Section of the 1920 pillar will be cut out to place the back-lit acrylic in.

Summary/Experience Description

This Schematic outlines dimensions and placement for print graphics.

Technology Description

Build out, fabrication and installations.

Scope of Work

Specialty Fabrication, Signage, Wall and Floor Decal, Construction, Multi-media, AV/Data, etc.

Scale: NTS


Version: 2

Designer: DE

1940's Pillar & Wall



PMS code
2401 C



- Wall is shown flat for dimensions.



1234 Main St., Green Bay, WI
920.430.7200
cineviz.com

LAYOUT & MATERIALS PLAN

Client:
WINFIELD

Project Number & Name:
362 - WINFI - CROP
Adventure - Room 3 -
Past, Present, Future

Job Number & Exhibit Description:
All Schematics for Room 3

Proof Date: 11-16-15

Return Date: 11-19-15

Notes:

- Top back of counter is 3' off the floor.
- No projector.
- Need to leave space under shelves to read the rail.

Summary/Experience Description

This Schematic outlines dimensions and placement for print graphics.

Technology Description

Build out, fabrication and installations.

Scope of Work

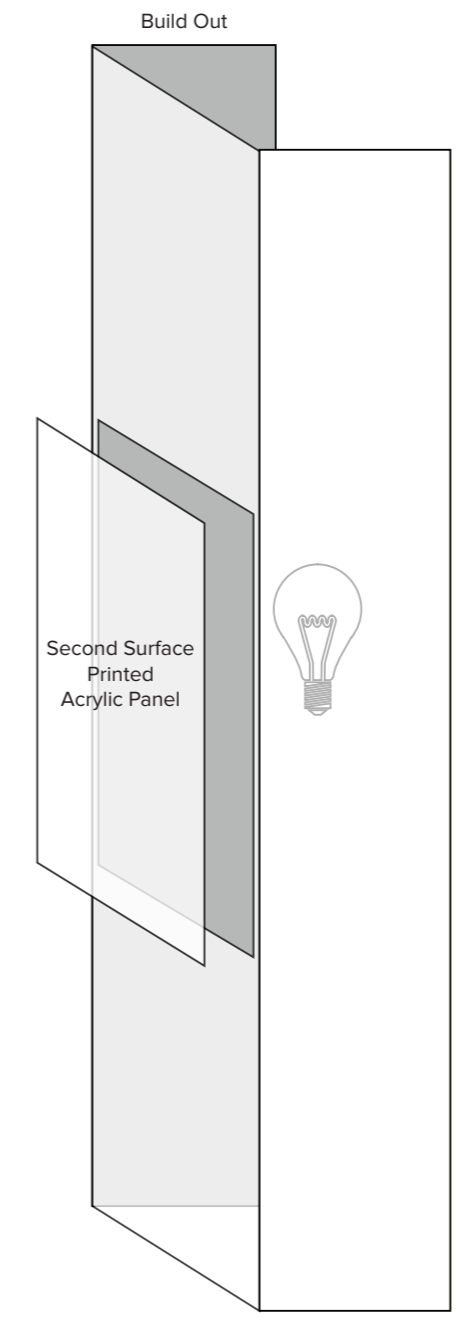
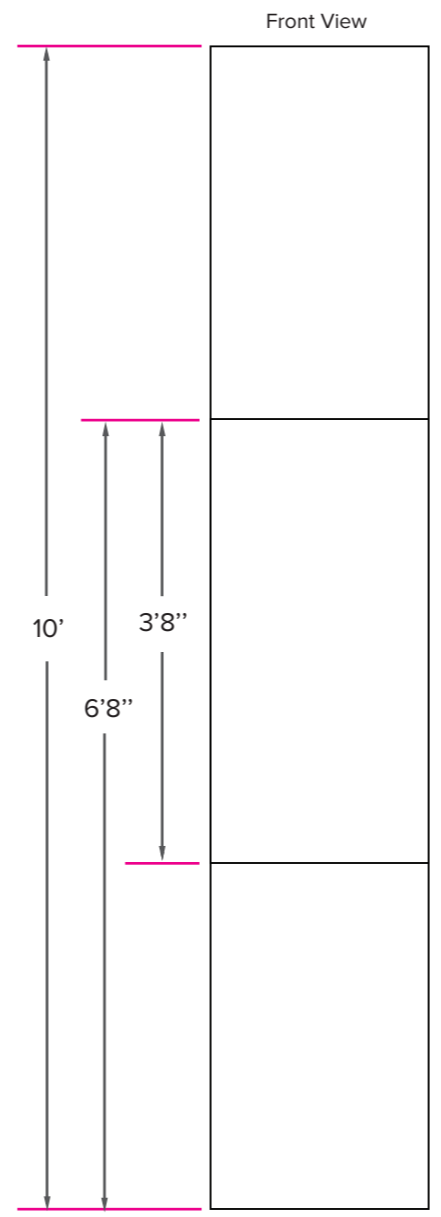
Specialty Fabrication, Signage, Wall and Floor Decal, Construction, Multi-media, AV/Data, etc.

Scale: NTS

Version: 2

Designer: DE

Exploded View of 1940 Column



- Back-lit Acrylic 22.5' x 4' (36" off the floor, ending at 7')
- 2nd surface print to clear acrylic is laid into opening and back-lit, print will include pantone overlay on photograph as well as the year (first of generation represented)

LAYOUT & MATERIALS PLAN

Client:
WINFIELD

Project Number & Name:
**362 - WINFI - CROP
 Adventure - Room 3 -
 Past, Present, Future**

Job Number & Exhibit Description:
All Schematics for Room 3

Proof Date: 11-16-15
 Return Date: 11-19-15

- Notes:**
- No projector.

Summary/Experience Description
 This Schematic outlines dimensions and placement for print graphics.

Technology Description
 Build out, fabrication and installations.

Scope of Work
 Specialty Fabrication, Signage, Wall and Floor Decal, Construction, Multi-media, AV/Data, etc.

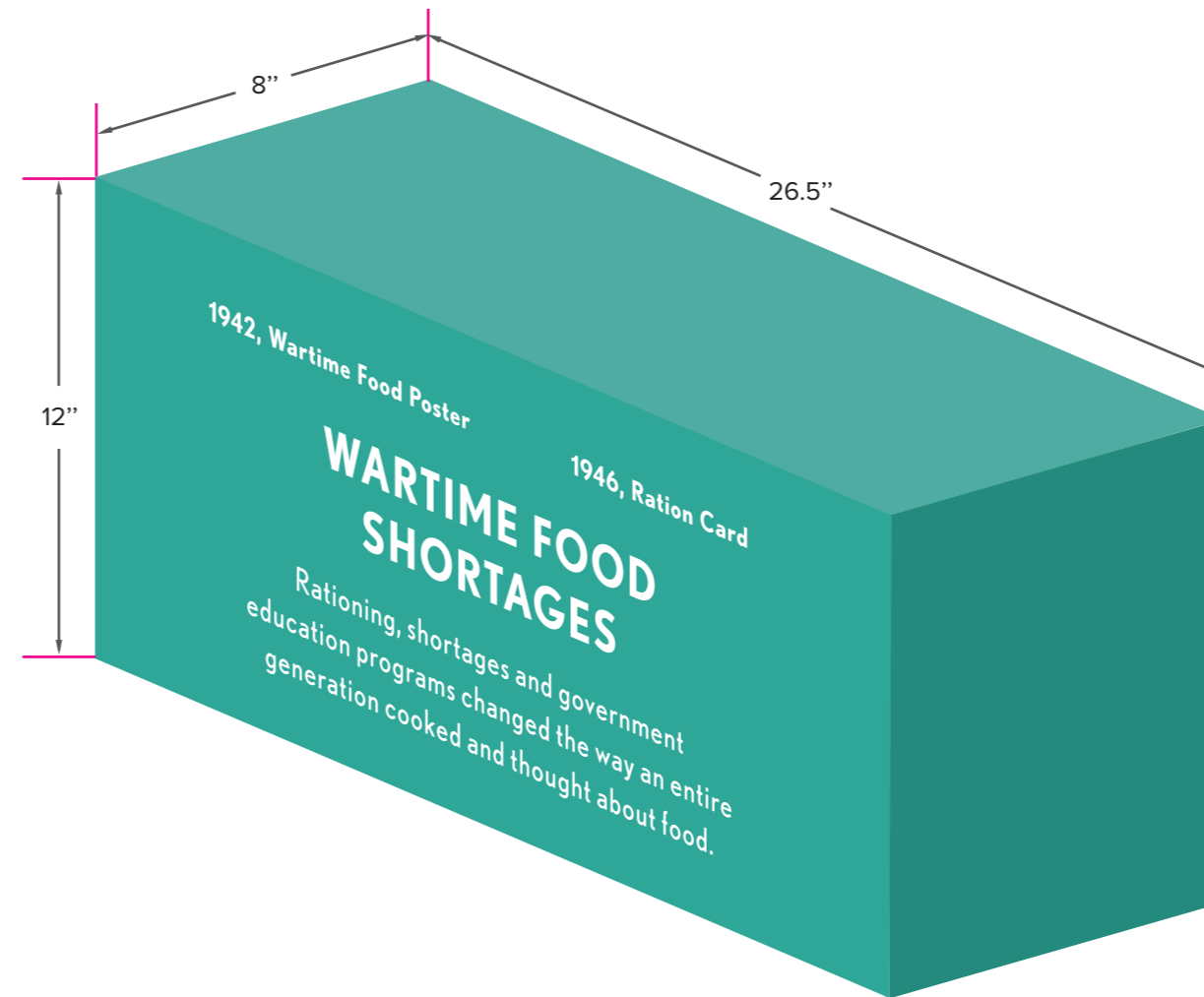
Scale: NTS
 Version: 2
 Designer: DE

1940 Wall Shelf

- Items will be provided by Colle McVoy to place on shelf



PMS code
2401 C



LAYOUT & MATERIALS PLAN

Client:
WINFIELD

Project Number & Name:
**362 - WINFI - CROP
Adventure - Room 3 -
Past, Present, Future**

Job Number & Exhibit Description:
All Schematics for Room 3

Proof Date: 11-16-15

Return Date: 11-19-15

Notes:

- Shelves hold artifacts. Artifacts are not shown.

Summary/Experience Description

This Schematic outlines dimensions and placement for print graphics.

Technology Description

Build out, fabrication and installations.

Scope of Work

Specialty Fabrication, Signage, Wall and Floor Decal, Construction, Multi-media, AV/Data, etc.

Scale: NTS

Version: 2

Designer: DE

1940 Graphic Ledge



Tablet will be placed here

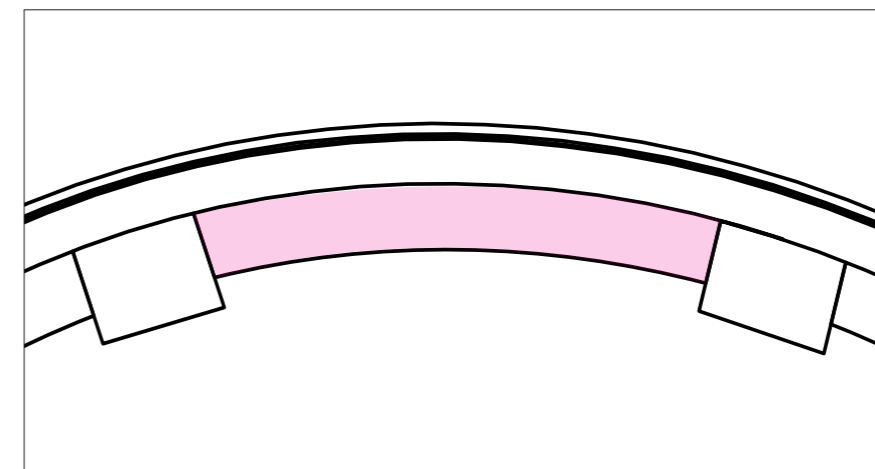


Ledge graphic has been divided into several pieces to help placement on the curved surface.



PMS code
2401 C

Top-Down View



Summary/Experience Description
This Schematic outlines dimensions and placement for print graphics.

Technology Description
Build out, fabrication and installations.

Scope of Work
Specialty Fabrication, Signage, Wall and Floor Decal, Construction, Multi-media, AV/Data, etc.

LAYOUT & MATERIALS PLAN

Client:
WINFIELD

Project Number & Name:
**362 - WINFI - CROP
Adventure - Room 3 -
Past, Present, Future**

Job Number & Exhibit Description:
All Schematics for Room 3

Proof Date: 11-16-15

Return Date: 11-19-15

- Notes:**
- Rail is curved and graphic installation is to be determined based upon best results.






Scale: NTS
Version: 2
Designer: DE


1940 Wall Items



PMS code
2401 C



-  Lucite
-  Pop-Off
-  Object
-  Flat graphic
-  Acrylic Panel



LAYOUT & MATERIALS PLAN

Client:
WINFIELD

Project Number & Name:
**362 - WINFI - CROP
Adventure - Room 3 -
Past, Present, Future**

Job Number & Exhibit Description:
All Schematics for Room 3

Proof Date: 11-16-15

Return Date: 11-19-15

Notes:

- **Several different materials on the wall.**

Summary/Experience Description
This Schematic outlines dimensions and placement for print graphics.

Technology Description
Build out, fabrication and installations.

Scope of Work
Specialty Fabrication, Signage, Wall and Floor Decal, Construction, Multi-media, AV/Data, etc.

Scale: NTS
Version: 2
Designer: DE

1940 Graphic Print Pieces

1940 Pillar - 25% Scale.



PMS code
2401 C

Each wall section is broke down into a separate graphic. Both .PDF and .AI files are provided for each piece including correct color mode and an appropriate amount of bleed.

Acrylic Graphic
- 100% Scale.

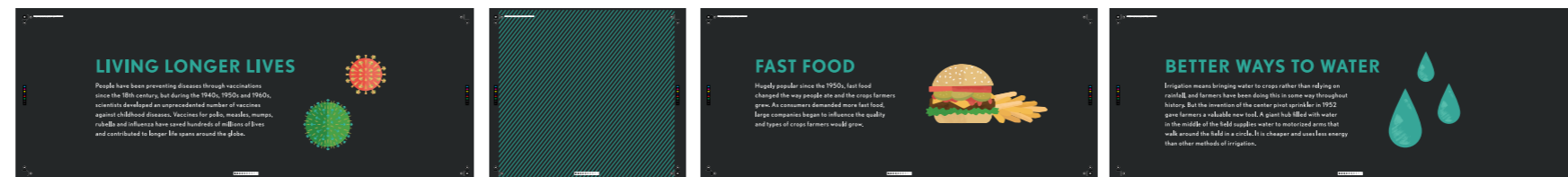


Front of Shelf Graphic
- 100% Scale.

1940 Wall Graphic - 25% Scale.



1940 Ledge Graphics - 100% Scale.



DNA Pop-Off
- 100% Scale.



1234 Main St., Green Bay, WI
920.430.7200
cineviz.com

LAYOUT & MATERIALS PLAN

Client:
WINFIELD

Project Number & Name:
362 - WINFI - CROP
Adventure - Room 3 -
Past, Present, Future

Job Number & Exhibit Description:
All Schematics for Room 3

Proof Date: 11-16-15

Return Date: 11-19-15

Notes:

- 1940 graphic is back-lit.
- Section of the 1940 pillar will be cut out to place the back-lit acrylic in.

Summary/Experience Description

This Schematic outlines dimensions and placement for print graphics.

Technology Description

Build out, fabrication and installations.

Scope of Work

Specialty Fabrication, Signage, Wall and Floor Decal, Construction, Multi-media, AV/Data, etc.

Scale: NTS

Version: 2

Designer: DE

1960's Pillar & Wall



PMS code
7416 C

Projector cut out,
Projector in pillar



1234 Main St., Green Bay, WI
920.430.7200
cineviz.com

LAYOUT & MATERIALS PLAN

Client:
WINFIELD

Project Number & Name:
**362 - WINFI - CROP
Adventure - Room 3 -
Past, Present, Future**

Job Number & Exhibit Description:
All Schematics for Room 3

Proof Date: 11-16-15

Return Date: 11-19-15

Notes:

- Technology in the field will have a tractor wheel attached to the rail controlling the interactive.
- There needs to be space under the shelf to account for the graphic under.
- There is a projector in this pillar. It must be 30' or exactly even around the room from the other projectors.

Summary/Experience Description

This Schematic outlines dimensions and placement for print graphics.

Technology Description

Build out, fabrication and installations.

Scope of Work

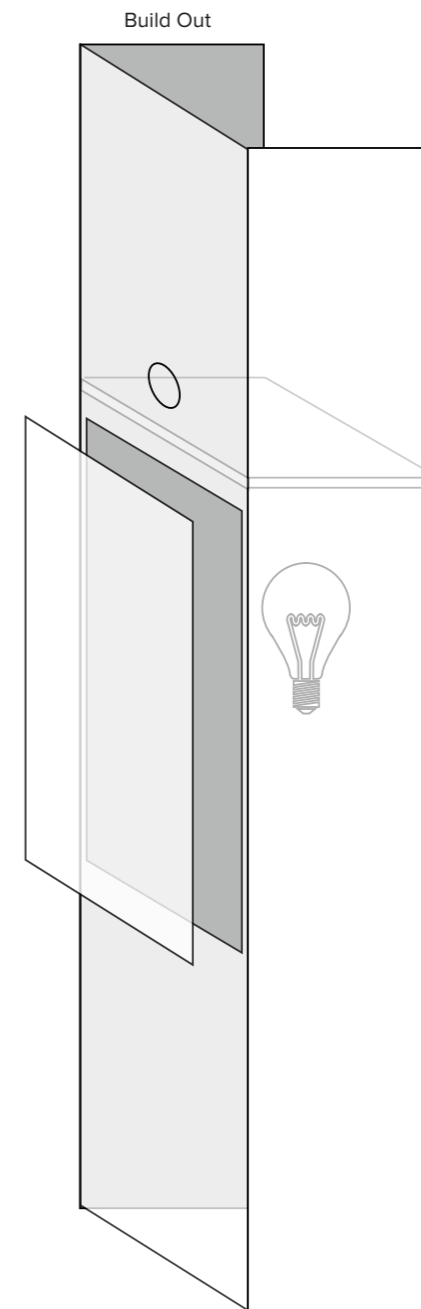
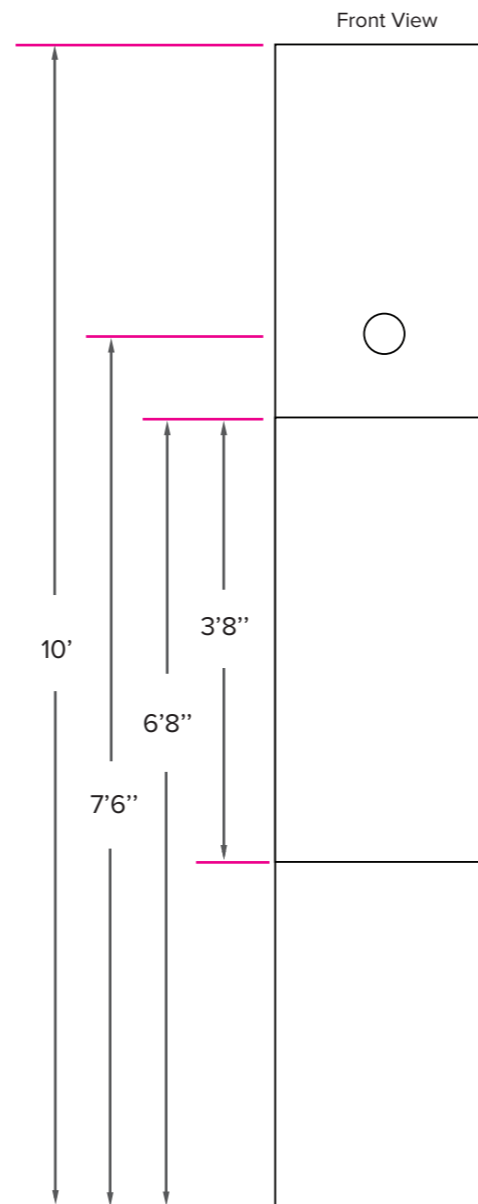
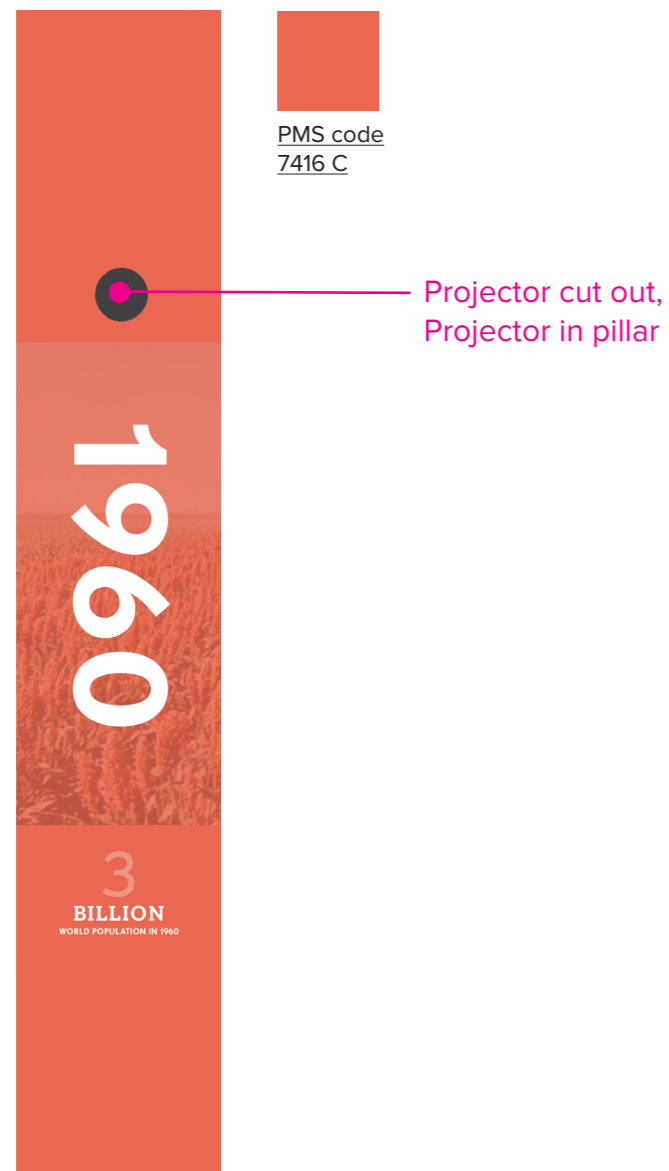
Specialty Fabrication, Signage, Wall and Floor Decal, Construction, Multi-media, AV/Data, etc.

Scale: NTS

Version: 2

Designer: DE

Exploded View of 1960 Column



- Projector at 7.5'
- Back-lit Acrylic 22.5' x 4' (36" off the floor, ending at 7')
- Projector height is approx. 4" from lens center to shelf
- 1" platform on shelf is approximated
- 2nd surface print to clear acrylic is laid into opening and back-lit, print will include pantone overlay on photograph as well as the year (first of generation represented)



1234 Main St., Green Bay, WI
920.430.7200
cineviz.com

LAYOUT & MATERIALS PLAN

Client:
WINFIELD

Project Number & Name:
**362 - WINFI - CROP
Adventure - Room 3 -
Past, Present, Future**

Job Number & Exhibit Description:
All Schematics for Room 3

Proof Date: 11-16-15

Return Date: 11-19-15

Notes:

- Back-lit acrylic, 2nd surface imprint on the pantone colored columns.
- Projector lens on-center must be 30' apart around the room. (Equally spaced.)

Summary/Experience Description

This Schematic outlines dimensions and placement for print graphics.

Technology Description

Build out, fabrication and installations.

Scope of Work

Specialty Fabrication, Signage, Wall and Floor Decal, Construction, Multi-media, AV/Data, etc.

Scale: NTS


Version: 2

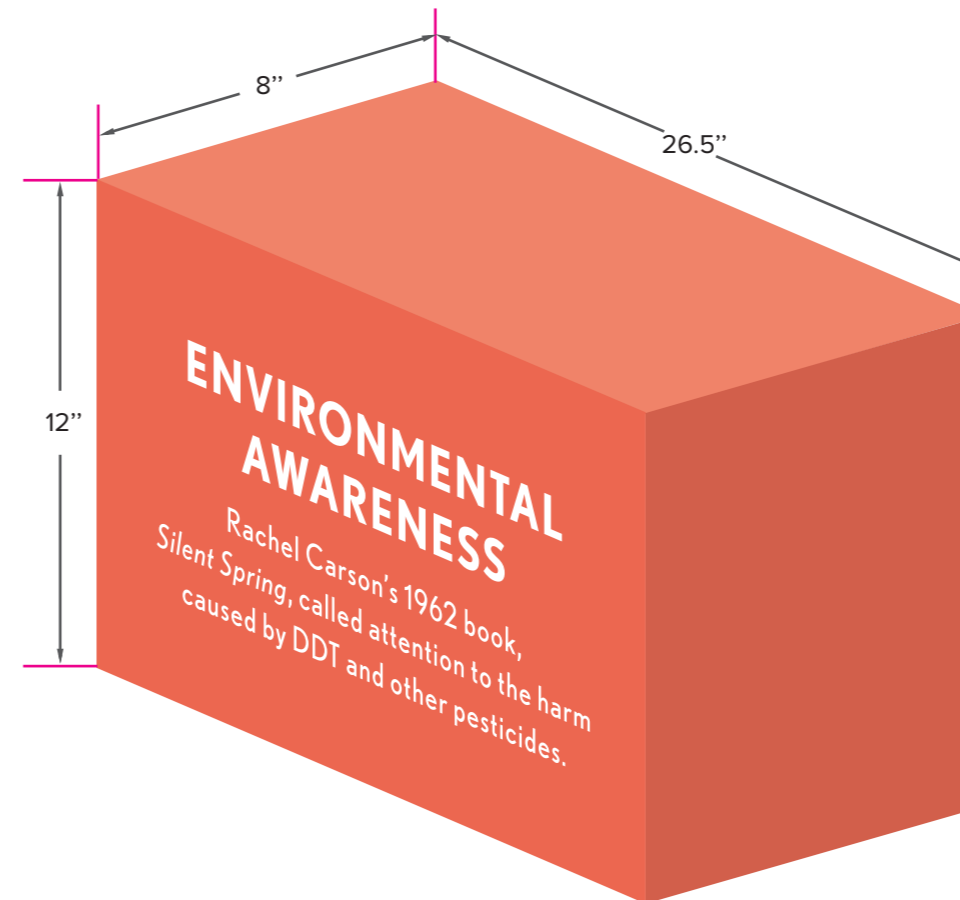
Designer: DE

1960 Wall Shelf

- Items will be provided by Colle McVoy to place on shelf




PMS code
7416 C



LAYOUT & MATERIALS PLAN

Client:
WINFIELD

Project Number & Name:
**362 - WINFI - CROP
Adventure - Room 3 -
Past, Present, Future**

Job Number & Exhibit Description:
All Schematics for Room 3

Proof Date: 11-16-15

Return Date: 11-19-15

Notes:

- Shelves hold artifacts. Artifacts are not shown.

Summary/Experience Description

This Schematic outlines dimensions and placement for print graphics.

Technology Description

Build out, fabrication and installations.

Scope of Work

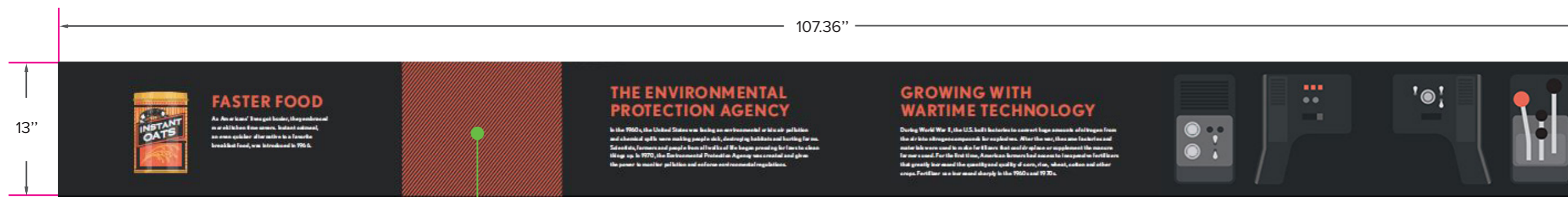
Specialty Fabrication, Signage, Wall and Floor Decal, Construction, Multi-media, AV/Data, etc.

Scale: NTS

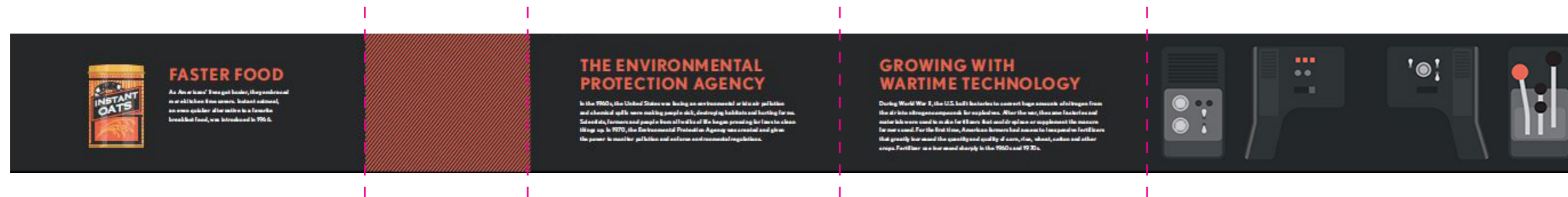
Version: 2

Designer: DE

1960 Wall Shelf



Tablet will be placed here

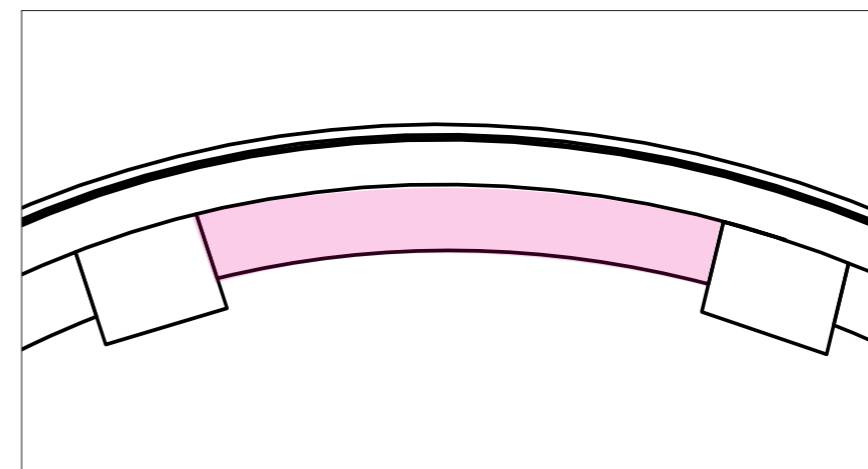


Ledge graphic has been divided into several pieces to help placement on the curved surface.



PMS code
7416 C

Top-Down View



Summary/Experience Description
This Schematic outlines dimensions and placement for print graphics.

Technology Description
Build out, fabrication and installations.

Scope of Work
Specialty Fabrication, Signage, Wall and Floor Decal, Construction, Multi-media, AV/Data, etc.

LAYOUT & MATERIALS PLAN

Client:
WINFIELD

Project Number & Name:
**362 - WINFI - CROP
Adventure - Room 3 -
Past, Present, Future**

Job Number & Exhibit Description:
All Schematics for Room 3

Proof Date: 11-16-15

Return Date: 11-19-15

Notes:

- Technology in the Field will have controls on the rail.
- Rail is curved and graphic installation is to be determined based upon best results.

Scale: NTS

Version: 2

Designer: DE

Technology In The Field Interactive



cineviz
 1234 Main St., Green Bay, WI
 920.430.7200
 cineviz.com

LAYOUT & MATERIALS PLAN

Client:
WINFIELD

Project Number & Name:
**362 - WINFI - CROP
 Adventure - Room 3 -
 Past, Present, Future**

Job Number & Exhibit Description:
All Schematics for Room 3

Proof Date: 11-16-15

Return Date: 11-19-15

Notes:

- Technology in the Field will have controls on the rail.
- Monitor will have interactive of farming technology through time.
- Rail will have decals of equipment on it.

Summary/Experience Description
 This Schematic outlines dimensions and placement for print graphics.

Technology Description
 Build out, fabrication and installations.

Scope of Work
 Specialty Fabrication, Signage, Wall and Floor Decal, Construction, Multi-media, AV/Data, etc.






Scale: NTS
 Version: 2
 Designer: DE


1960 Wall Items



PMS code
7416 C



-  Lucite
-  Pop-Off
-  Object
-  Flat graphic
-  Acrylic Panel



1234 Main St., Green Bay, WI
920.430.7200
cineviz.com

LAYOUT & MATERIALS PLAN

Client:
WINFIELD

Project Number & Name:
**362 - WINFI - CROP
Adventure - Room 3 -
Past, Present, Future**

Job Number & Exhibit Description:
All Schematics for Room 3

Proof Date: 11-16-15

Return Date: 11-19-15

Notes:

- Several different materials on the wall.

Summary/Experience Description

This Schematic outlines dimensions and placement for print graphics.

Technology Description

Build out, fabrication and installations.

Scope of Work

Specialty Fabrication, Signage, Wall and Floor Decal, Construction, Multi-media, AV/Data, etc.

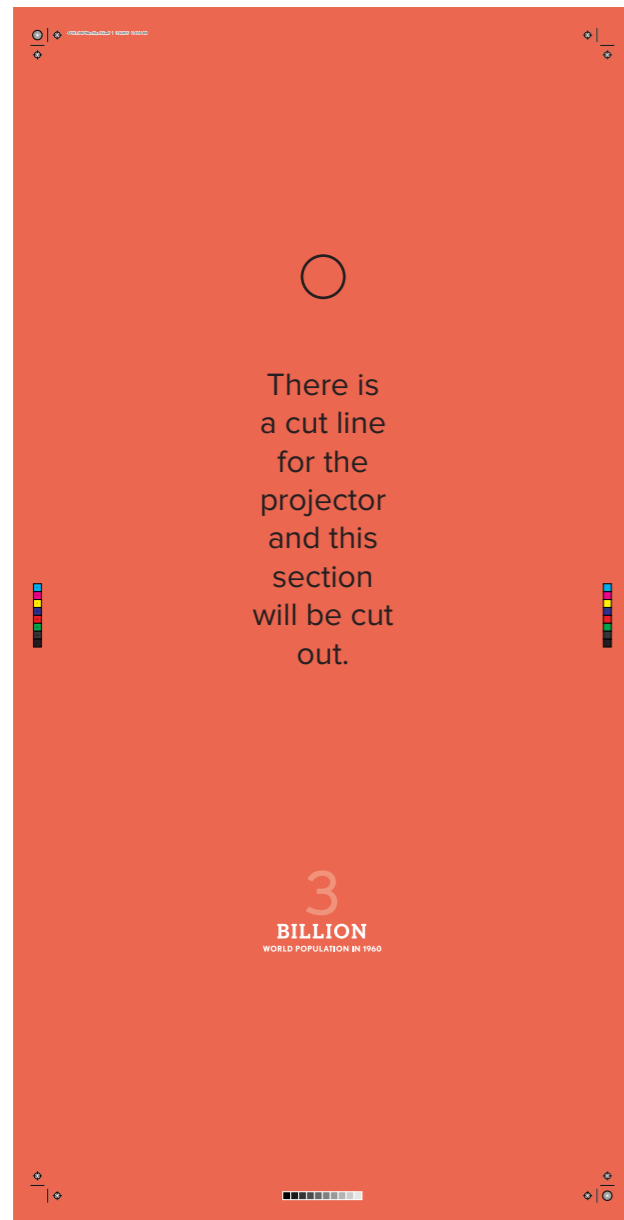
Scale: NTS

Version: 2

Designer: DE

1960 Graphic Print Pieces

1960 Pillar - 25% Scale.



PMS code
7416 C

Each wall section is broke down into a separate graphic. Both .PDF and .AI files are provided for each piece including correct color mode and an appropriate amount of bleed.

Acrylic Graphic - 100% Scale.

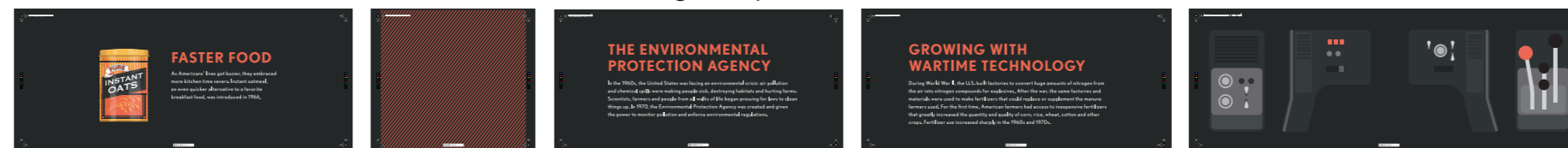


Front of Shelf Graphic - 100% Scale.

1960 Wall Graphic - 25% Scale.



1960 Ledge Graphics - 100% Scale.



Pop-off Plaque 100% scale.



1234 Main St., Green Bay, WI
920.430.7200
cineviz.com

LAYOUT & MATERIALS PLAN

Client:
WINFIELD

Project Number & Name:
362 - WINFI - CROP
Adventure - Room 3 -
Past, Present, Future

Job Number & Exhibit Description:
All Schematics for Room 3

Proof Date: 11-16-15

Return Date: 11-19-15

Notes:

- 1960 graphic is back-lit.
- Section of the 1960 pillar will be cut out to place the back-lit acrylic in.

Summary/Experience Description

This Schematic outlines dimensions and placement for print graphics.

Technology Description

Build out, fabrication and installations.

Scope of Work

Specialty Fabrication, Signage, Wall and Floor Decal, Construction, Multi-media, AV/Data, etc.

Scale: NTS

Version: 2

Designer: DE

1980's Pillar & Wall



PMS code
142 C



1234 Main St., Green Bay, WI
920.430.7200
cineviz.com

LAYOUT & MATERIALS PLAN

Client:
WINFIELD

Project Number & Name:
362 - WINFI - CROP
Adventure - Room 3 -
Past, Present, Future

Job Number & Exhibit Description:
All Schematics for Room 3

Proof Date: 11-16-15

Return Date: 11-19-15

Notes:

- Biotech Interactive will have buttons on the rail.
- No projector in column.

Summary/Experience Description

This Schematic outlines dimensions and placement for print graphics.

Technology Description

Build out, fabrication and installations.

Scope of Work

Specialty Fabrication, Signage, Wall and Floor Decal, Construction, Multi-media, AV/Data, etc.

Scale: NTS

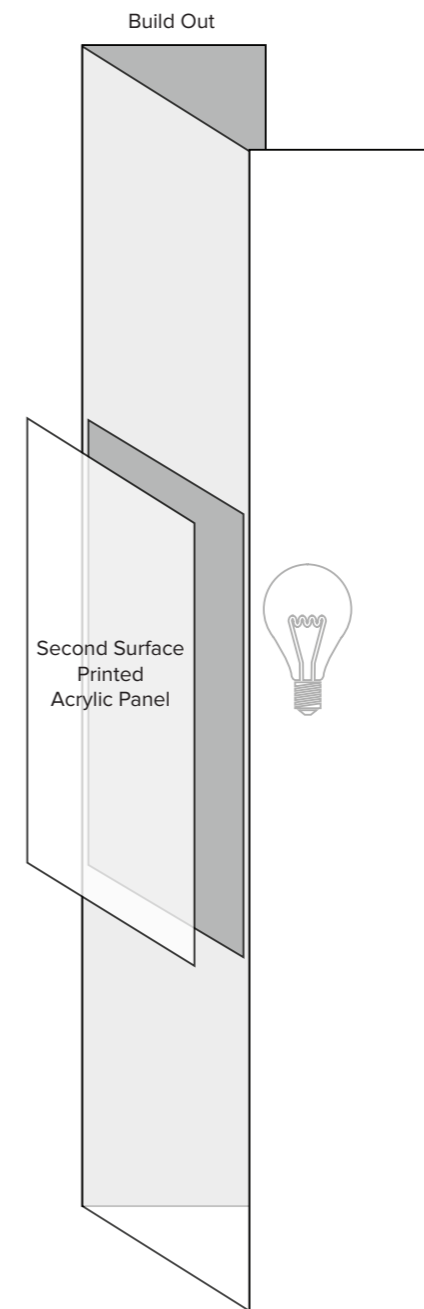
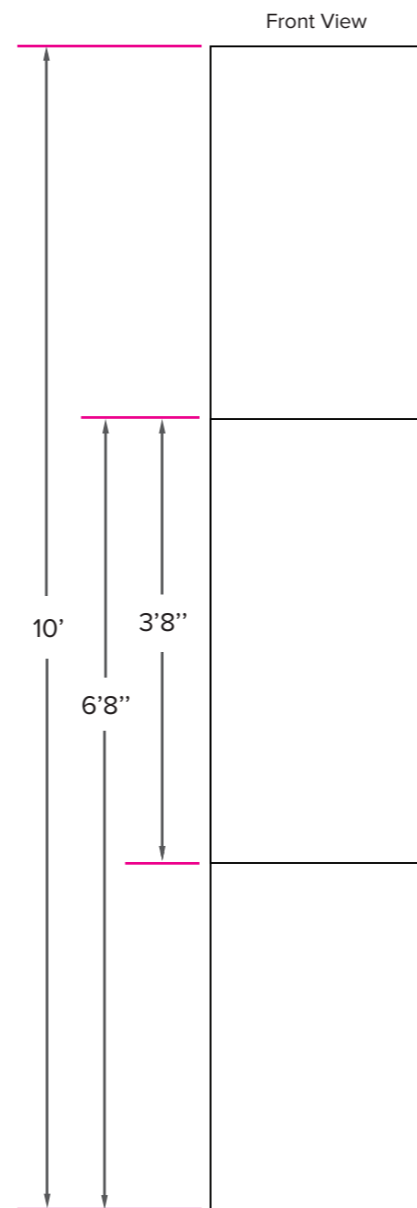
Version: 2

Designer: DE

Exploded View of 1980 Column



PMS code
142 C



- Back-lit Acrylic 22.5' x 4' (36" off the floor, ending at 7')
- 2nd surface print to clear acrylic is laid into opening and back-lit, print will include pantone overlay on photograph as well as the year (first of generation represented)



1234 Main St., Green Bay, WI
920.430.7200
cineviz.com

LAYOUT & MATERIALS PLAN

Client:
WINFIELD

Project Number & Name:
**362 - WINFI - CROP
Adventure - Room 3 -
Past, Present, Future**

Job Number & Exhibit Description:
All Schematics for Room 3

Proof Date: 11-16-15

Return Date: 11-19-15

Notes:

- No projector.

Summary/Experience Description

This Schematic outlines dimensions and placement for print graphics.

Technology Description

Build out, fabrication and installations.

Scope of Work

Specialty Fabrication, Signage, Wall and Floor Decal, Construction, Multi-media, AV/Data, etc.

Scale: NTS

Version: 2

Designer: DE

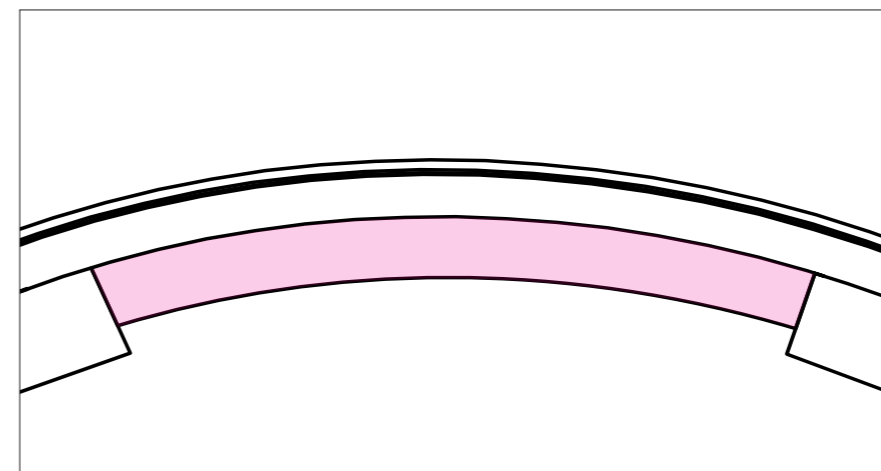
Exploded View of 1980 Column



Ledge graphic has been divided into several pieces to help placement on the curved surface. - - - - -


PMS code
142 C

Top-Down View



LAYOUT & MATERIALS PLAN

Client:
WINFIELD

Project Number & Name:
**362 - WINFI - CROP
Adventure - Room 3 -
Past, Present, Future**

Job Number & Exhibit Description:
All Schematics for Room 3

Proof Date: 11-16-15

Return Date: 11-19-15

Notes:

- **Biotech Interactive will have buttons on the rail.**

Summary/Experience Description
This Schematic outlines dimensions and placement for print graphics.

Technology Description
Build out, fabrication and installations.

Scope of Work
Specialty Fabrication, Signage, Wall and Floor Decal, Construction, Multi-media, AV/Data, etc.

Scale: NTS
Version: 2
Designer: DE

Building Better Food Interactive



LAYOUT & MATERIALS PLAN

Client:
WINFIELD

Project Number & Name:
**362 - WINFI - CROP
 Adventure - Room 3 -
 Past, Present, Future**

Job Number & Exhibit Description:
All Schematics for Room 3

Proof Date: **11-16-15**

Return Date: **11-19-15**

Notes:

- **Biotech Interactive will have buttons on the rail. Interactive monitor will be mounted to the wall.**

Summary/Experience Description

This Schematic outlines dimensions and placement for print graphics.

Technology Description

Build out, fabrication and installations.

Scope of Work

Specialty Fabrication, Signage, Wall and Floor Decal, Construction, Multi-media, AV/Data, etc.

Scale: NTS


Version: 2






Designer: DE

1980 Wall Items



PMS code
142 C



-  Lucite
-  Pop-Off
-  Object
-  Flat graphic
-  Acrylic Panel



1234 Main St., Green Bay, WI
920.430.7200
cineviz.com

LAYOUT & MATERIALS PLAN

Client:
WINFIELD

Project Number & Name:
362 - WINFI - CROP
Adventure - Room 3 -
Past, Present, Future

Job Number & Exhibit Description:
All Schematics for Room 3

Proof Date: 11-16-15

Return Date: 11-19-15

Notes:

- Several different materials on the wall.

Summary/Experience Description

This Schematic outlines dimensions and placement for print graphics.

Technology Description

Build out, fabrication and installations.

Scope of Work

Specialty Fabrication, Signage, Wall and Floor Decal, Construction, Multi-media, AV/Data, etc.

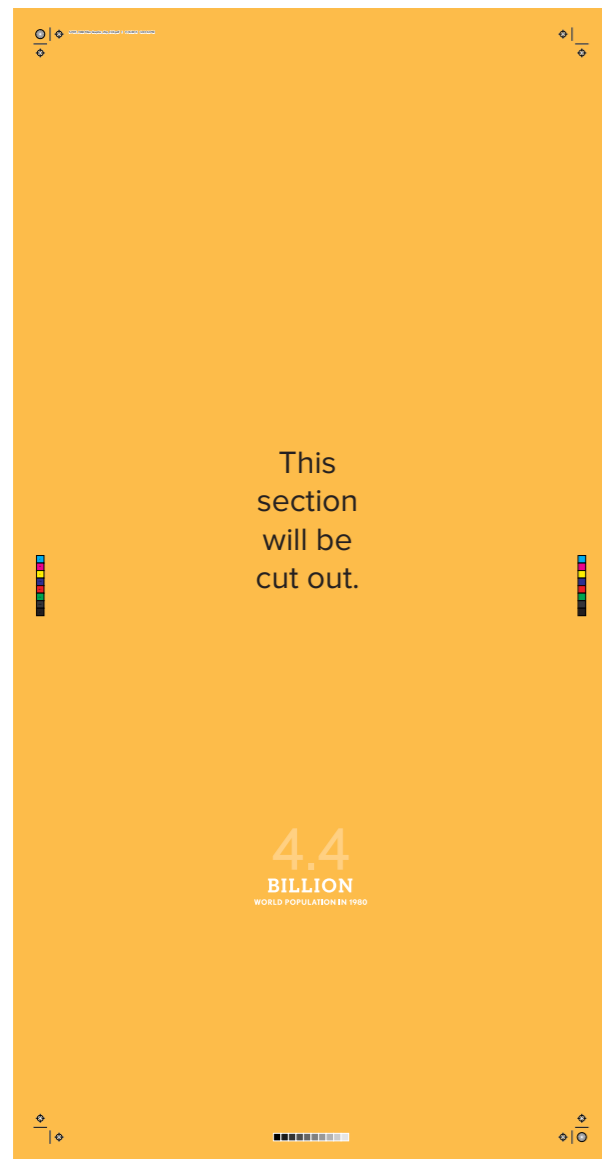
Scale: NTS

Version: 2

Designer: DE

1980 Graphic Print Pieces

Agricultural / 1980 Pillar - 25% Scale.



Each wall section is broke down into a separate graphic. Both .PDF and .AI files are provided for each piece including correct color mode and an appropriate amount of bleed.

PMS code
142 C

Acrylic Graphic - 100% Scale.



1980 Wall Graphic - 25% Scale.



1980 Ledge Graphic - 100% Scale.



Pop-off Tomato
100% scale.

LAYOUT & MATERIALS PLAN

Client:
WINFIELD

Project Number & Name:
**362 - WINFI - CROP
Adventure - Room 3 -
Past, Present, Future**

Job Number & Exhibit Description:
All Schematics for Room 3

Proof Date: 11-16-15

Return Date: 11-19-15

Notes:

- 1980 graphic is back-lit.
- Section of the 1940 pillar will be cut out to place the back-lit acrylic in.
- Buttons installed under Building Better Food on rail.

Summary/Experience Description
This Schematic outlines dimensions and placement for print graphics.
Each wall section is broke down into a separate graphic. Both .PDF and .AI files are provided for each piece including correct color mode and an appropriate amount of bleed.

Technology Description
Build out, fabrication and installations.

Scope of Work
Specialty Fabrication, Signage, Wall and Floor Decal, Construction, Multi-media, AV/Data, etc.

Scale: NTS
Version: 2
Designer: DE

2000's Pillar & Wall



PMS code
2304 C

Projector cut out,
Projector in pillar



1234 Main St., Green Bay, WI
920.430.7200
cineviz.com

LAYOUT & MATERIALS PLAN

Client:
WINFIELD

Project Number & Name:
**362 - WINFI - CROP
Adventure - Room 3 -
Past, Present, Future**

Job Number & Exhibit Description:
All Schematics for Room 3

Proof Date: 11-16-15

Return Date: 11-19-15

Notes:

- Top back of counter is 3' off the floor.
- Projector is inside enclosure with a shelf keeping it in place.

Summary/Experience Description

This Schematic outlines dimensions and placement for print graphics.

Technology Description

Build out, fabrication and installations.

Scope of Work

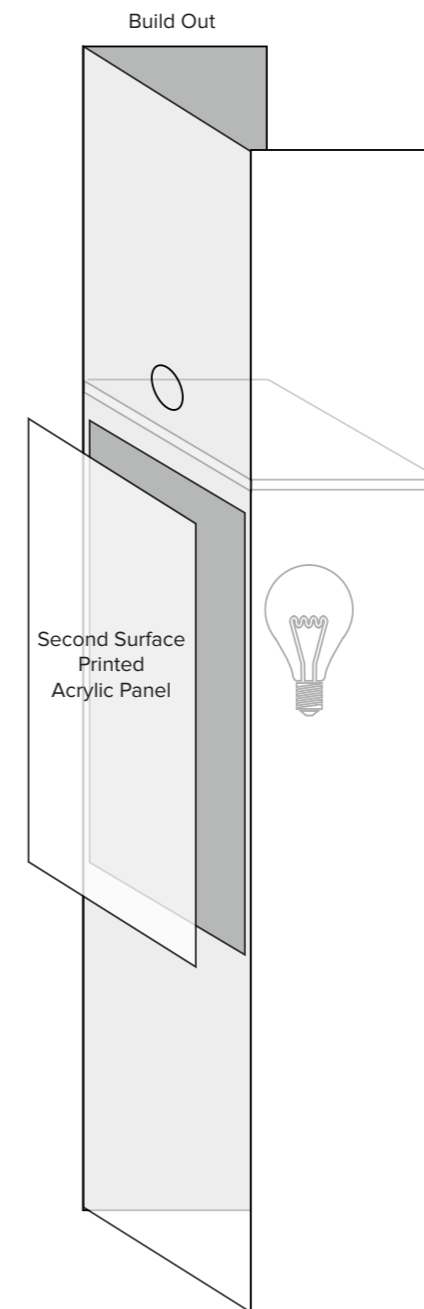
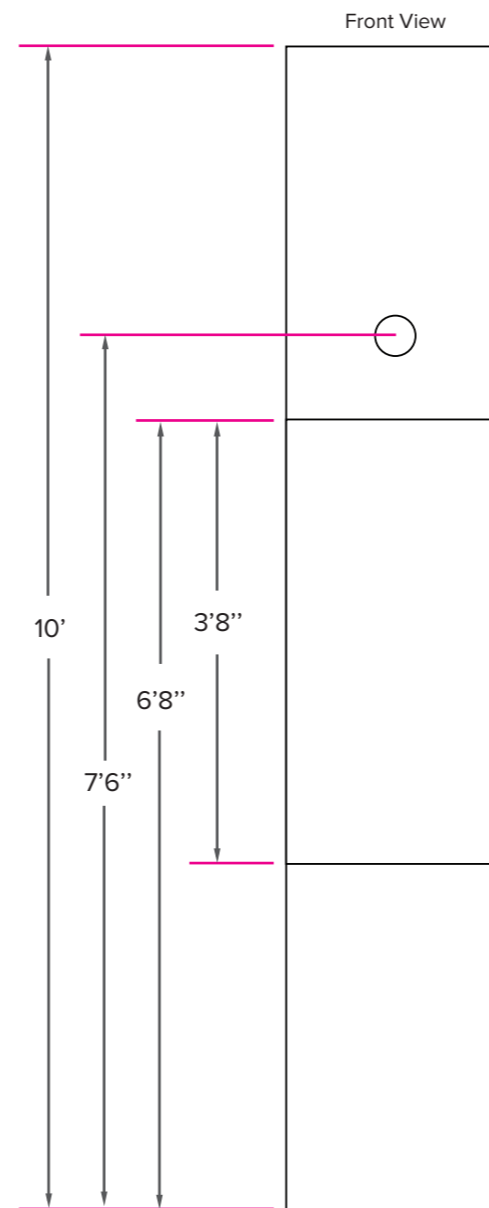
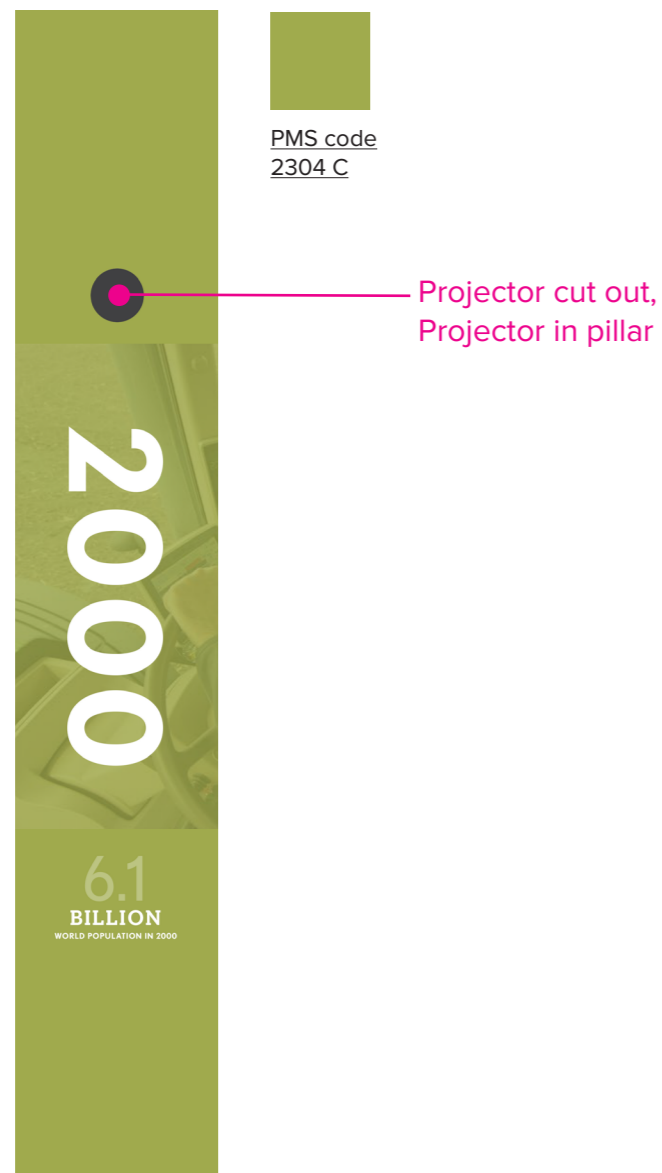
Specialty Fabrication, Signage, Wall and Floor Decal, Construction, Multi-media, AV/Data, etc.

Scale: NTS

Version: 2

Designer: DE

Exploded View of 2000 Column



- Projector at 7.5'
- Back-lit Acrylic 22.5' x 4' (36" off the floor, ending at 7')
- Projector height is approx. 4" from lens center to shelf
- 1" platform on shelf is approximated
- 2nd surface print to clear acrylic is laid into opening and back-lit, print will include pantone overlay on photograph as well as the year (first of generation represented)

Summary/Experience Description
This Schematic outlines dimensions and placement for print graphics.

Technology Description
Build out, fabrication and installations.

Scope of Work
Specialty Fabrication, Signage, Wall and Floor Decal, Construction, Multi-media, AV/Data, etc.

LAYOUT & MATERIALS PLAN

Client:
WINFIELD

Project Number & Name:
**362 - WINFI - CROP
Adventure - Room 3 -
Past, Present, Future**

Job Number & Exhibit Description:
All Schematics for Room 3

Proof Date: 11-16-15

Return Date: 11-19-15

Notes:

- Projector is inside enclosure with a shelf keeping it in place.

Scale: NTS

Version: 2

Designer: DE

2000 Graphic Shelf



Tablet will be placed here

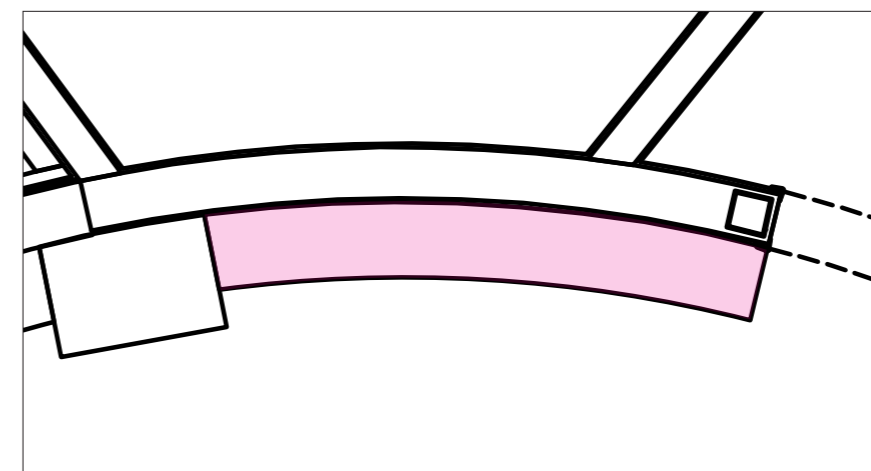


Ledge graphic has been divided into several pieces to help placement on the curved surface. - - - - -



PMS code
2304 C

Top-Down View



1234 Main St., Green Bay, WI
920.430.7200
cineviz.com

LAYOUT & MATERIALS PLAN

Client:
WINFIELD

Project Number & Name:
362 - WINFI - CROP
Adventure - Room 3 -
Past, Present, Future

Job Number & Exhibit Description:
All Schematics for Room 3

Proof Date: 11-16-15

Return Date: 11-19-15

Notes:

- Rail graphics will have to be installed on curved shelf. Best method installation to be determined.

Summary/Experience Description

This Schematic outlines dimensions and placement for print graphics.

Technology Description

Build out, fabrication and installations.

Scope of Work

Specialty Fabrication, Signage, Wall and Floor Decal, Construction, Multi-media, AV/Data, etc.

Scale: NTS

Version: 2






Designer: DE

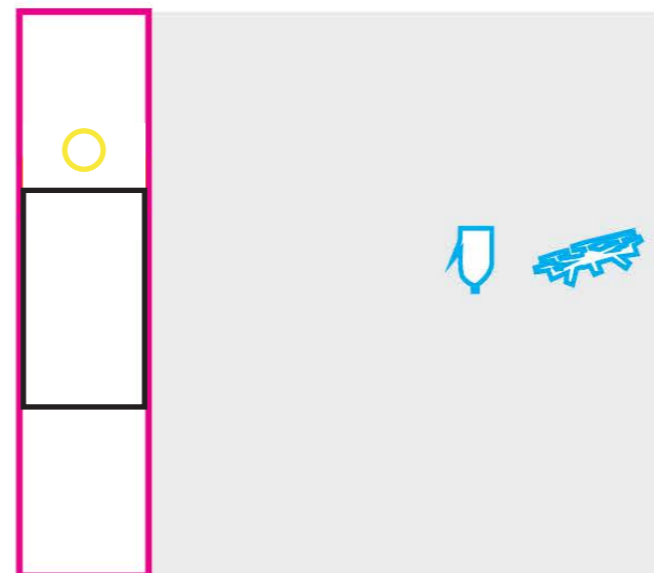
2000 Wall Items



PMS code
2304 C



-  Lucite
-  Pop-Off
-  Object
-  Flat graphic
-  Acrylic Panel



1234 Main St., Green Bay, WI
920.430.7200
cineviz.com

LAYOUT & MATERIALS PLAN

Client:
WINFIELD

Project Number & Name:
**362 - WINFI - CROP
Adventure - Room 3 -
Past, Present, Future**

Job Number & Exhibit Description:
All Schematics for Room 3

Proof Date: 11-16-15

Return Date: 11-19-15

Notes:

- Several different materials on the wall.

Summary/Experience Description

This Schematic outlines dimensions and placement for print graphics.

Technology Description

Build out, fabrication and installations.

Scope of Work

Specialty Fabrication, Signage, Wall and Floor Decal, Construction, Multi-media, AV/Data, etc.

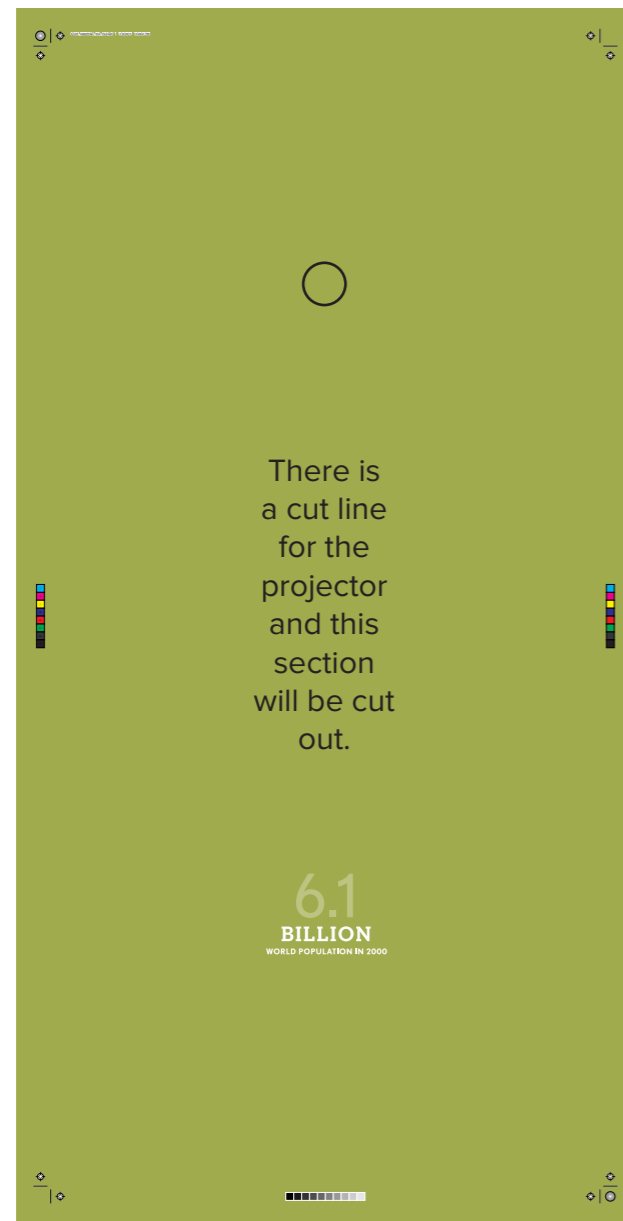
Scale: NTS

Version: 2

Designer: DE

2000 Graphic Print Pieces

2000 Pillar - 25% Scale.



PMS code
2304 C

Each wall section is broke down into a separate graphic. Both .PDF and .AI files are provided for each piece including correct color mode and an appropriate amount of bleed.

Acrylic Graphic - 100% Scale.



2000 Wall Graphic - 25% Scale.



2000 Ledge Graphic - 100% Scale.



Farms in the 21st century have gone high-tech, embracing technology and making bold steps forward to feed 9 billion people by the year 2050.

AGRICULTURE REINVENTS ITSELF

DATA IN THE FIELD

Farmers can now bring the latest technology and data with them right into the field.

4-H

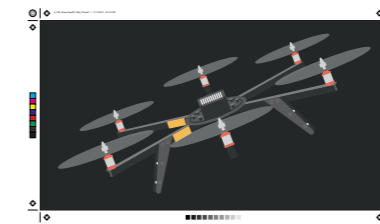
In 2000, 4-H celebrated its 100th anniversary. 4-H clubs in every state give kids a chance to learn new skills and gain leadership experience.

2000s ALTERNATIVE FUELS

Gas prices calling E85 (85% ethanol, 15% gasoline) are now a common sight across the country.

2000s DRONES OVER FARM FIELDS

Farmers can use drones to scout fields and help them plan field operations.



Pop-offs
E-85 and Drone
100% scale.



1234 Main St., Green Bay, WI
920.430.7200
cineviz.com

LAYOUT & MATERIALS PLAN

Client:
WINFIELD

Project Number & Name:
362 - WINFI - CROP
Adventure - Room 3 -
Past, Present, Future

Job Number & Exhibit Description:
All Schematics for Room 3

Proof Date: 11-16-15

Return Date: 11-19-15

Notes:

- 2000 graphic is back-lit.
- Section of the 2000 pillar will be cut out to place the back-lit acrylic in.

Summary/Experience Description

This Schematic outlines dimensions and placement for print graphics.

Technology Description

Build out, fabrication and installations.

Scope of Work

Specialty Fabrication, Signage, Wall and Floor Decal, Construction, Multi-media, AV/Data, etc.


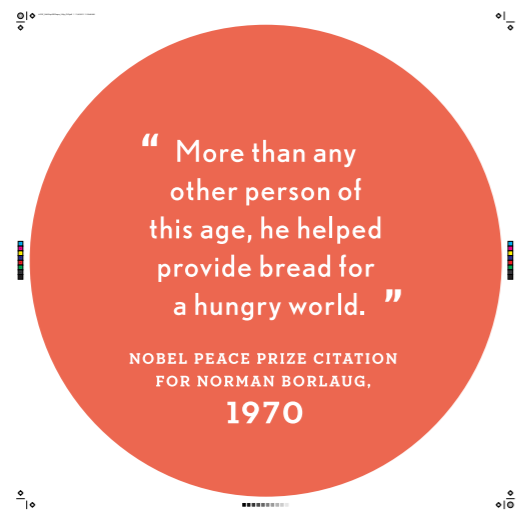

Scale: NTS

Version: 2

Designer: DE

Timeline Wall Pop-Offs

Due to the amount of detail on several of the pop-off art pieces, we placed a border around the objects with a cut-line. The color of the background is dependent on what PMS color the pop-off is placed on. These samples are not actual size. They show the shape of how the objects would be cut with the added borders.



1234 Main St., Green Bay, WI
920.430.7200
cineviz.com

LAYOUT & MATERIALS PLAN

Client:
WINFIELD

Project Number & Name:
362 - WINFI - CROP
Adventure - Room 3 -
Past, Present, Future

Job Number & Exhibit Description:
All Schematics for Room 3

Proof Date: 11-16-15

Return Date: 11-19-15

Notes:

- (Shown on gray for the white DNA strand.)
- Shown with and without cut line for call outs.

Summary/Experience Description

This Schematic outlines dimensions and placement for print graphics.

Technology Description

Build out, fabrication and installations.

Scope of Work

Specialty Fabrication, Signage, Wall and Floor Decal, Construction, Multi-media, AV/Data, etc.

Scale: NTS

Version: 2

Designer: DE

Challenges Wall

PMS code 7738 C	PMS code 2401 C	PMS code 7416 C	PMS code 142 C	PMS code 2304 C	PMS code 426 C



cineviz
 1234 Main St., Green Bay, WI
 920.430.7200
 cineviz.com

LAYOUT & MATERIALS PLAN

Client:
WINFIELD

Project Number & Name:
**362 - WINFI - CROP
 Adventure - Room 3 -
 Past, Present, Future**

Job Number & Exhibit Description:
All Schematics for Room 3

Proof Date: 11-16-15
 Return Date: 11-19-15

Notes:
 • Full room layout.

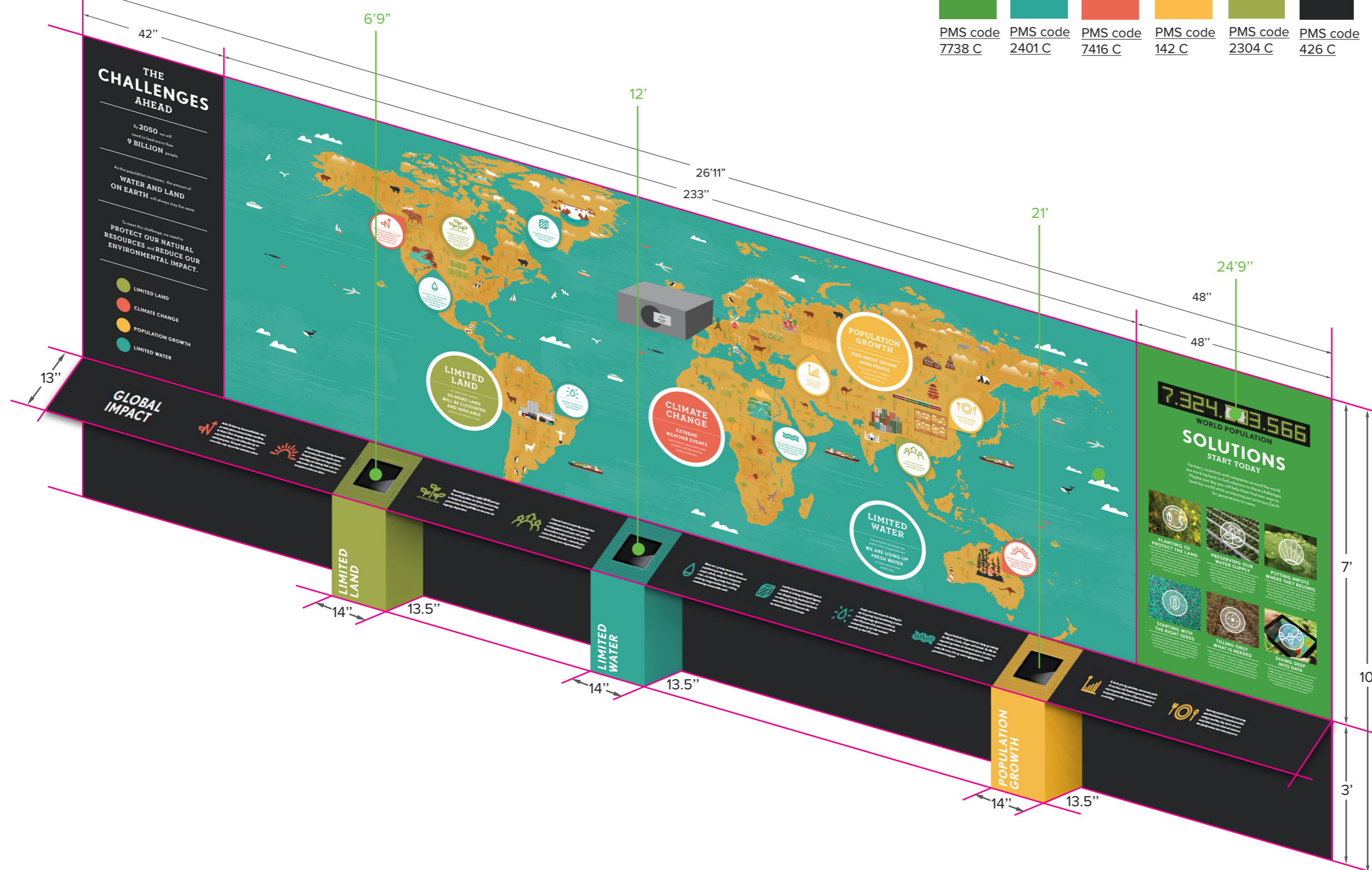
Summary/Experience Description
 This Schematic outlines dimensions and placement for print graphics.

Technology Description
 Build out, fabrication and installations.

Scope of Work
 Specialty Fabrication, Signage, Wall and Floor Decal, Construction, Multi-media, AV/Data, etc.

Scale: NTS
 Version: 2
 Designer: DE

Challenges Wall



PMS code 7738 C	PMS code 2401 C	PMS code 7416 C	PMS code 142 C	PMS code 2304 C	PMS code 426 C

cineviz
 1234 Main St., Green Bay, WI
 920.430.7200
 cineviz.com

LAYOUT & MATERIALS PLAN

Client:
WINFIELD

Project Number & Name:
**362 - WINFI - CROP
 Adventure - Room 3 -
 Past, Present, Future**

Job Number & Exhibit Description:
All Schematics for Room 3

Proof Date: 11-16-15
 Return Date: 11-19-15

- Notes:**
- Full room layout.
 - Color of projector box to be determined.
 - Projector must be 30' on center or equally spaced from all other projectors.

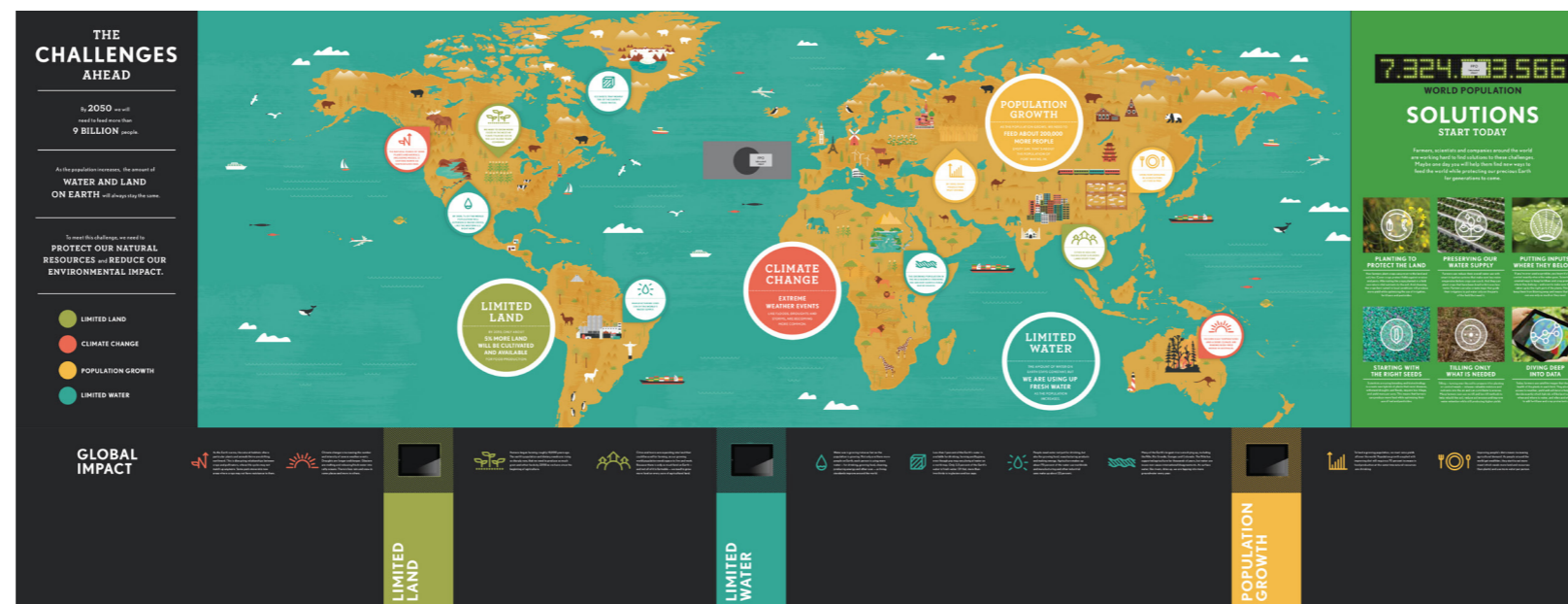
Summary/Experience Description
 This Schematic outlines dimensions and placement for print graphics.

Technology Description
 Build out, fabrication and installations.

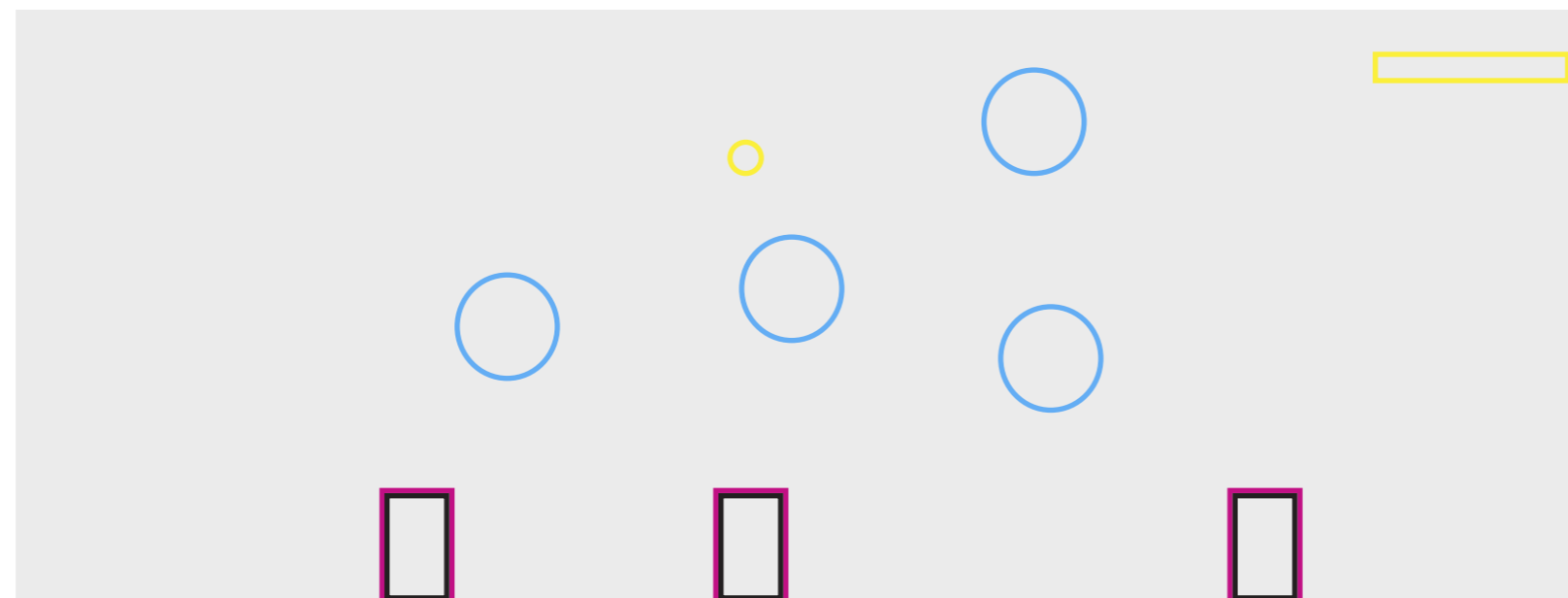
Scope of Work
 Specialty Fabrication, Signage, Wall and Floor Decal, Construction, Multi-media, AV/Data, etc.

Scale: NTS
 Version: 2
 Designer: DE

Challenges Wall Items



- Lucite
- Pop-Off
- Object
- Flat graphic
- Acrylic Panel



1234 Main St., Green Bay, WI
920.430.7200
cineviz.com

LAYOUT & MATERIALS PLAN

Client:
WINFIELD

Project Number & Name:
**362 - WINFI - CROP
Adventure - Room 3 -
Past, Present, Future**

Job Number & Exhibit Description:
All Schematics for Room 3

Proof Date: 11-16-15

Return Date: 11-19-15

Notes:

- Several different materials on the wall.
- Color of projector box to be determined.


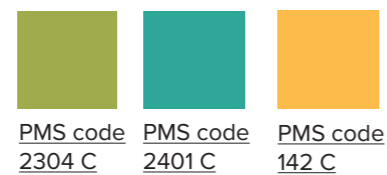
Summary/Experience Description
This Schematic outlines dimensions and placement for print graphics.

Technology Description
Build out, fabrication and installations.

Scope of Work
Specialty Fabrication, Signage, Wall and Floor Decal, Construction, Multi-media, AV/Data, etc.

Scale: NTS
Version: 2
Designer: DE

3 Interactive Columns



LAYOUT & MATERIALS PLAN

Client:
WINFIELD

Project Number & Name:
**362 - WINFI - CROP
 Adventure - Room 3 -
 Past, Present, Future**

Job Number & Exhibit Description:
All Schematics for Room 3

Proof Date: 11-16-15

Return Date: 11-19-15

Notes:

- Height of bottom of the counter.


Summary/Experience Description
 This Schematic outlines dimensions and placement for print graphics.

Technology Description
 Build out, fabrication and installations.

Scope of Work
 Specialty Fabrication, Signage, Wall and Floor Decal, Construction, Multi-media, AV/Data, etc.

Scale: NTS
 Version: 2
 Designer: DE

Challenges Graphic Ledge



PMS code 7416 C	PMS code 2304 C	PMS code 2401 C	PMS code 142 C

Tablet will be placed here

Tablet will be placed here

Tablet will be placed here



cineviz
 1234 Main St., Green Bay, WI
 920.430.7200
 cineviz.com

LAYOUT & MATERIALS PLAN

Client:
WINFIELD

Project Number & Name:
**362 - WINFI - CROP
 Adventure - Room 3 -
 Past, Present, Future**

Job Number & Exhibit Description:
All Schematics for Room 3

Proof Date: 11-16-15

Return Date: 11-19-15

Notes:

- Rail around this area is curved.
- Best method to install graphics is to be determined.

Summary/Experience Description

This Schematic outlines dimensions and placement for print graphics.

Technology Description

Build out, fabrication and installations.

Scope of Work

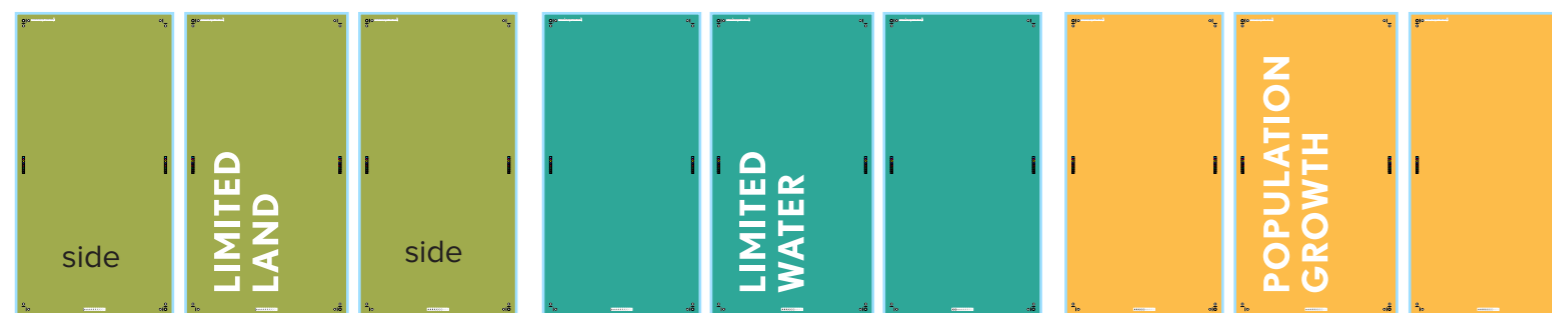


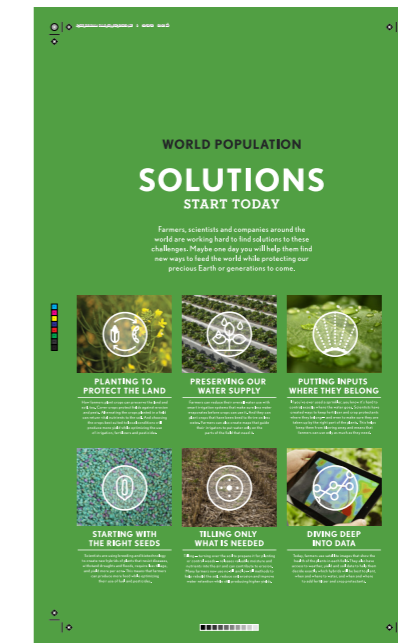
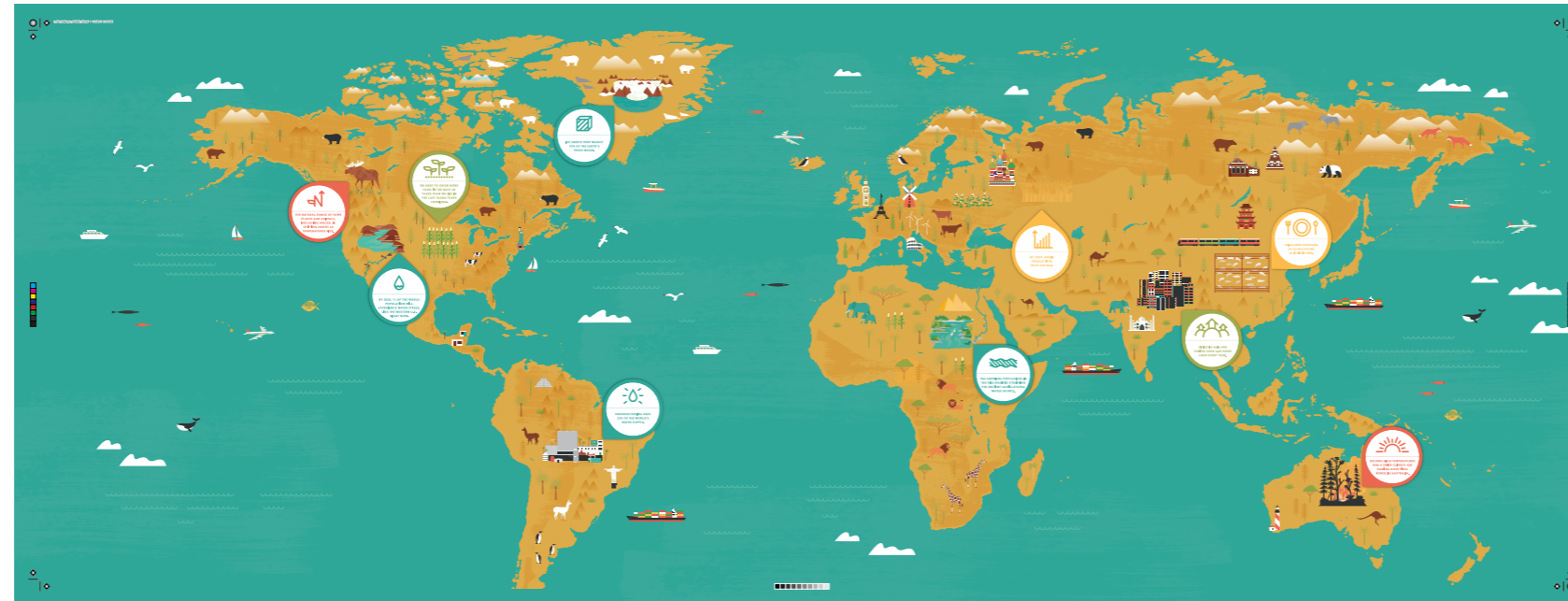
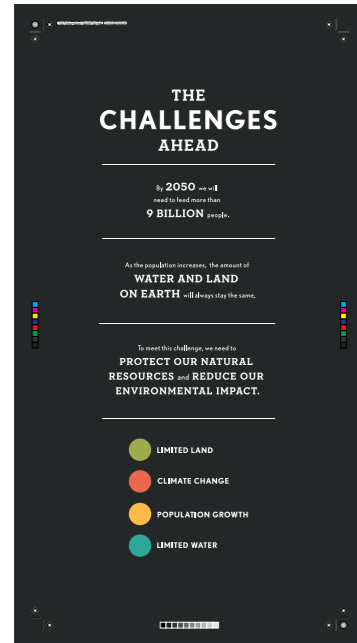
Specialty Fabrication, Signage, Wall and Floor Decal, Construction, Multi-media, AV/Data, etc.

Scale: NTS

Version: 2

Designer: DE

Challenges Graphic Print Pieces



1234 Main St., Green Bay, WI
920.430.7200
cineviz.com

LAYOUT & MATERIALS PLAN

Client:
WINFIELD

Project Number & Name:
**362 - WINFI - CROP
Adventure - Room 3 -
Past, Present, Future**

Job Number & Exhibit Description:
All Schematics for Room 3

Proof Date: 11-16-15

Return Date: 11-19-15

Notes:

- All art for Challenges Wall.

Summary/Experience Description

This Schematic outlines dimensions and placement for print graphics.

Technology Description

Build out, fabrication and installations.

- Rail around this area is curved.
- Best method to install graphics is to be determined.

Scope of Work

Specialty Fabrication, Signage, Wall and Floor Decal, Construction, Multi-media, AV/Data, etc.

Scale: NTS

Version: 2

Designer: DE

Routing Sheet

SENDING:

- Attached Shop Drawings Prints Plans Samples
- Copy Change Order Specifications
- Other:

PURPOSE:

- For Approval & Execution Resubmit Copies for Approval Returned for Corrections
- For Your Use Approved as Noted As Requested
- Return Corrected Prints For Review & Comment

REMARKS/NOTES



1234 Main St., Green Bay, WI
920.430.7200
cineviz.com

LAYOUT & MATERIALS PLAN

Client:
WINFIELD

Project Number & Name:
**362 - WINFI - CROP
Adventure - Room 3 -
Past, Present, Future**

Job Number & Exhibit Description:
All Schematics for Room 3

Proof Date: **11-16-15**

Return Date: **11-19-15**

Notes:

Summary/Experience Description

This Schematic outlines dimensions and placement for print graphics.

Technology Description

Build out, fabrication and installations.

Scope of Work

Specialty Fabrication, Signage, Wall and Floor Decal, Construction, Multi-media, AV/Data, etc.

Scale: NTS

Version: 2

Designer: DE

Signature



LAYOUT & MATERIALS PLAN

Client:
WINFIELD

Project Number & Name:
**362 - WINFI - CROP
Adventure - Room 3 -
Past, Present, Future**

Job Number & Exhibit Description:
All Schematics for Room 3

Proof Date: **11-16-15**

Return Date: **11-19-15**

Notes:

Summary/Experience Description
This Schematic outlines dimensions and placement for print graphics.

Technology Description
Build out, fabrication and installations.

Scope of Work
Specialty Fabrication, Signage, Wall and Floor Decal, Construction, Multi-media, AV/Data, etc.

Scale: NTS
Version: 2
Designer: DE